

ZAXIS-5G series
Super Long Front

HITACHI

Reliable solutions

SUPER LONG FRONT

ZAXIS200_{LC} / ZAXIS240_{LC} / ZAXIS330_{LC}

A P P L I C A T I O N & A T T A C H M E N T



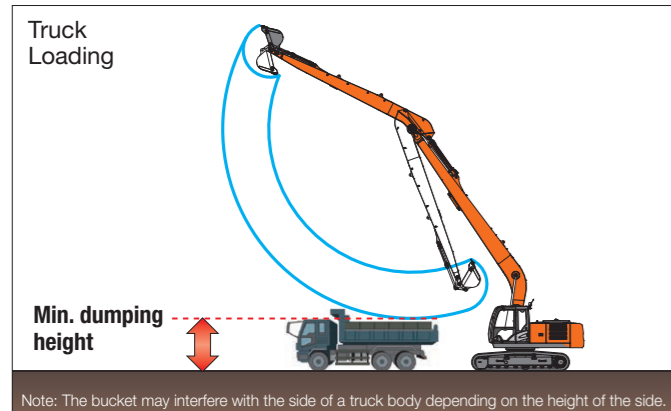
Model Code	ZX200LC-5G H15	ZX200LC-5G H18	ZX240LC-5G H18	ZX330LC-5G H20	ZX330LC-5G H22
Engine Rated Power	125 kW (168 HP)	125 kW (168 HP)	132 kW (177 HP)	184 kW (246 HP)	184 kW (246 HP)
Back hoe Bucket (ISO Heaped)	0.50 m ³	0.30 m ³	0.59 m ³	0.59 m ³	0.40 m ³
Operating Weight	23 400 - 24 000 kg	24 300 kg	27 300 - 28 000 kg	36 800 - 37 800 kg	36 900 - 37 800 kg

Hitachi Super Long Front

Higher, Deeper and Longer – Working for Extra Production



Easier Truck Loading



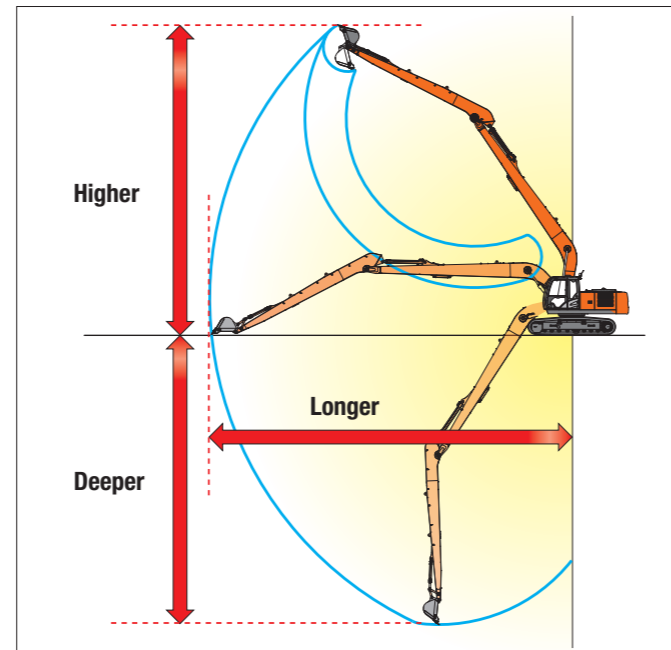
Minimum dumping height

		Minimum dumping height mm
ZX200LC-5G	TYPE H15	2 300
	TYPE H18	2 370
ZX240LC-5G	TYPE H18	2 310
ZX330LC-5G	TYPE H20	2 300
	TYPE H22	2 300

Longer Reach – Wider Working Ranges

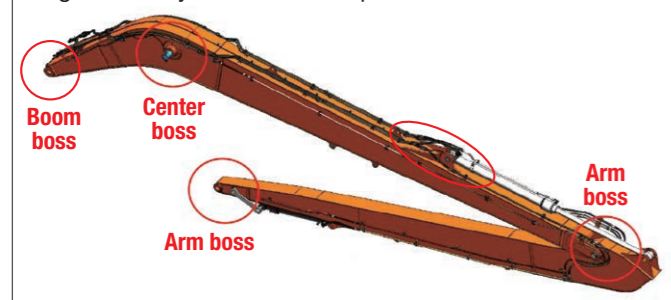
		Longer Maximum digging reach mm	Higher Maximum cutting height mm	Deeper Maximum digging depth mm
ZX200LC-5G	TYPE H15	15 460	13 790	11 940
	TYPE H18	18 340	15 680	14 720
ZX240LC-5G	TYPE H18	18 290	15 690	14 430
ZX330LC-5G	TYPE H20	20 470	15 810	16 050
	TYPE H22	22 020	16 960	17 380

Working Ranges



Strengthened Front Structure to Boost Reliability

- Areas to high load are reinforced.
- High durability bosses are adopted in the front structure.



The arm-top boss is WC thermal-sprayed to increase wear resistance on mating surface.



Clearance, resulting from wear, can be adjusted using bucket shims.



SPECIFICATIONS

ZX200LC-5G TYPE H15 / H18 SUPER LONG FRONT

ENGINE

Model	Isuzu CC-6BG1T
Type	4-cycle water-cooled, direct injection
Aspiration	Turbocharged, intercooled
No. of cylinders	6
Rated power	
ISO 9249, net	125 kW (168 HP) at 2 100 min ⁻¹ (rpm)
SAE J1349, net	125 kW (168 HP) at 2 100 min ⁻¹ (rpm)
Maximum torque	637 Nm (65 kgfm) at 1 800 min ⁻¹ (rpm)
Piston displacement	6.494 L
Bore and stroke	105 mm x 125 mm
Batteries	2 x 12 V / 88 Ah

HYDRAULIC SYSTEM

Hydraulic Pumps

Main pumps	2 variable displacement axial piston pumps
Maximum oil flow	2 x 212 L/min
Pilot pump	1 gear pump
Maximum oil flow	33.6 L/min

Hydraulic Motors

Travel	2 variable displacement axial piston motors
Swing	1 axial piston motor

Relief Valve Settings

Implement circuit	34.3 MPa (350 kgf/cm ²)
Swing circuit	26.8 MPa (273 kgf/cm ²)
Travel circuit	34.3 MPa (350 kgf/cm ²)
Pilot circuit	3.9 MPa (40 kgf/cm ²)
Power boost	38.0 MPa (388 kgf/cm ²)

Hydraulic Cylinders

	ZX200LC-5G H15			ZX200LC-5G H18		
	Quantity	Bore	Rod diameter	Quantity	Bore	Rod diameter
Boom	2	120 mm	85 mm	2	120 mm	85 mm
Arm	1	140 mm	100 mm	1	140 mm	100 mm
Bucket	1	100 mm	70 mm	1	100 mm	70 mm

UPPERSTRUCTURE

Revolving Frame

D-section frame skirt for resistance to deformation.

Swing Device

Axial piston motor with planetary reduction gear is bathed in oil. Swing circle is single-row. Swing parking brake is spring-set/hydraulic-released disc type.

Swing speed	13.5 min ⁻¹ (rpm)
Swing torque	53 kNm (5 390 kgfm)

Operator's Cab

Independent spacious cab, 1 005 mm wide by 1 675 mm high, conforming to ISO* Standards.

* International Organization for Standardization

UNDERCARRIAGE

Tracks

Heat-treated connecting pins with dirt seals. Hydraulic (grease) track adjusters with shock-absorbing recoil springs.

Numbers of Rollers and Shoes on Each Side

Upper rollers	2
Lower rollers	8
Track shoes	49
Track guard	1

Travel Device

Each track driven by 2-speed axial piston motor. Parking brake is spring-set/hydraulic-released disc type. Automatic transmission system: High-Low.

Travel speeds	High : 0 to 5.5 km/h
	Low : 0 to 3.5 km/h

Maximum traction force .. 203 kN (20 700 kgf)

Gradeability 70% (35 degree) continuous

SERVICE REFILL CAPACITIES

Fuel tank	400.0 L
Engine coolant	23.0 L
Engine oil	25.0 L
Swing device	6.2 L
Travel device (each side)	6.8 L
Hydraulic system	240.0 L
Hydraulic oil tank	135.0 L

WEIGHTS AND GROUND PRESSURE

ZX200LC-5G TYPE H15 SUPER LONG FRONT

Equipped with 8.61 m boom, 5.98 m arm and 0.50 m³ bucket (SAE heaped), 6 600 kg counterweight.

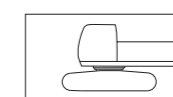
Shoe type	Shoe width	Operating weight	Ground pressure
Triple grouser	600 mm	23 400 kg	48 kPa (0.49 kgf/cm ²)
	700 mm	23 800 kg	42 kPa (0.43 kgf/cm ²)
	800 mm	24 000 kg	37 kPa (0.38 kgf/cm ²)

ZX200LC-5G TYPE H18 SUPER LONG FRONT

Equipped with 10.30 m boom, 7.36 m arm and 0.30 m³ bucket (SAE heaped), 6 600 kg counterweight.

Shoe type	Shoe width	Operating weight	Ground pressure
Triple grouser	800 mm	24 300 kg	38 kPa (0.39 kgf/cm ²)

Basic Machine Weight and Overall Width



Excluding front end attachment, additional counterweight, fuel, hydraulic oil, coolant, etc. Including counterweight.

Shoe width	ZX200LC-5G H15		ZX200LC-5G H18	
	Weight	Overall Width	Weight	Overall Width
600 mm	18 400 kg	2 990 mm	—	—
700 mm	18 800 kg	3 090 mm	—	—
800 mm	19 100 kg	3 190 mm	19 100 kg	3 190 mm

BUCKET SPECIFICATIONS AND COMPATIBILITY

ZX200LC-5G

	Capacity ISO heaped	Width Without side cutters	Weight	Recommendation ZX200LC-5G	
				H15	H18
Backhoe	0.50 m ³	890 mm	390 kg	⊙	—
	0.30 m ³	580 mm	290 kg	—	⊙
Slope finishing	—	1 500 mm	430 kg	◇	—
	—	1 500 mm	290 kg	—	◇
Max. weight				1 470 kg	830 kg

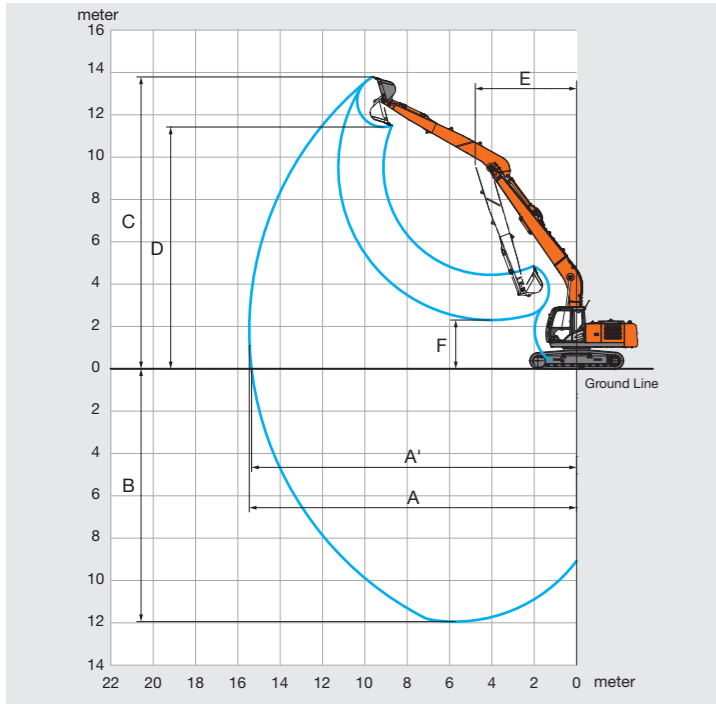
⊙ Suitable for materials with density of 1 800 kg/m³ or less

◇ Slope-finishing service

SPECIFICATIONS

ZX200LC-5G TYPE H15 SUPER LONG FRONT

WORKING RANGES

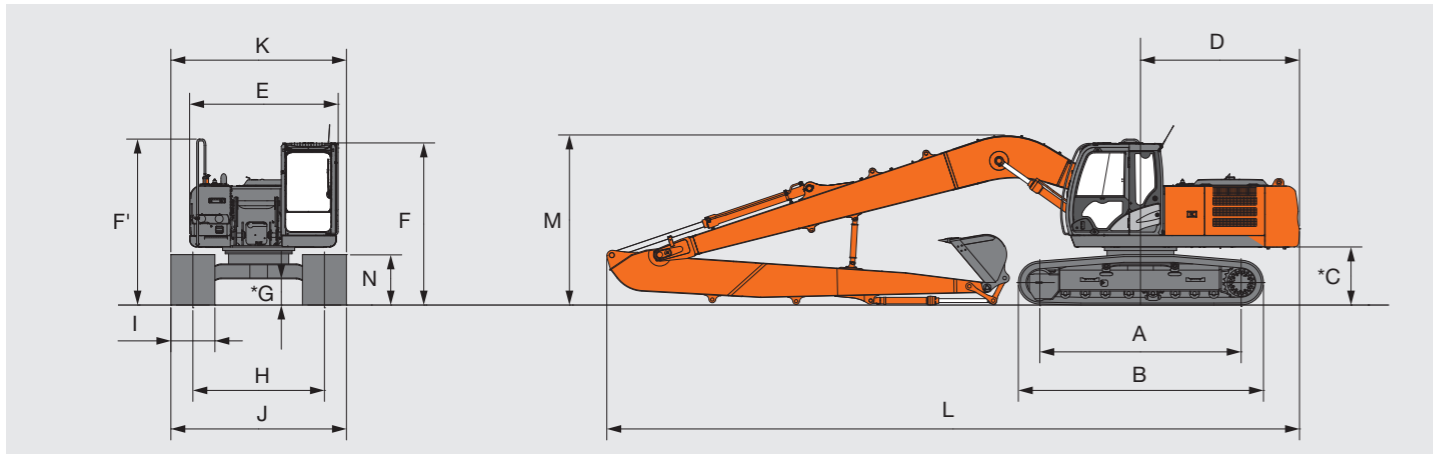


	ZX200LC-5G TYPE H15
A Max. digging reach	15 460
A' Max. digging reach (on ground)	15 350
B Max. digging depth	11 940
C Max. cutting height	13 790
D Max. dumping height	11 420
E Min. swing radius	4 810
F Min. dumping height	2 300
Bucket digging force ISO	93 kN (9 500 kgf)
Bucket digging force SAE	81 kN (8 300 kgf)
Arm crowd force ISO	46 kN (4 700 kgf)
Arm crowd force SAE	45 kN (4 600 kgf)

Unit: mm

•Excluding track shoe lug

DIMENSIONS



	ZX200LC-5G TYPE H15
A Distance between tumblers	3 660
B Undercarriage length	4 460
* C Counterweight clearance	1 030
D Rear-end swing radius	2 890
E Overall width of upperstructure	2 710
F Overall height of cab	2 950
F' Overall height of upperstructure	3 010
* G Min. ground clearance	450
H Track gauge	2 390
I Track shoe width	G600 / G700 / G800
J Undercarriage width	2 990 / 3 090 / 3 190
K Overall length	2 990 / 3 090 / 3 190
L Overall length	12 590
M Overall height	3 130
N Track height with triple grouser shoes	920

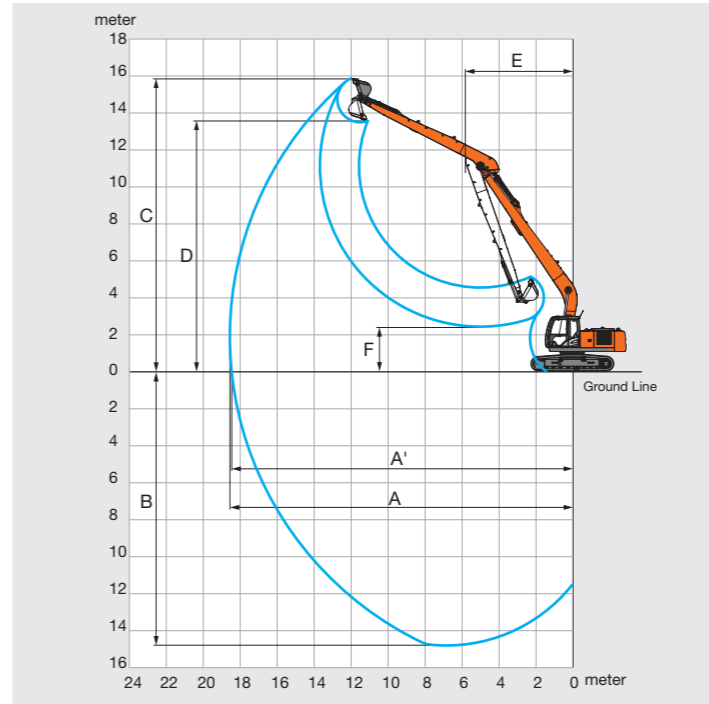
Unit: mm

* Excluding track shoe lug

SPECIFICATIONS

ZX200LC-5G TYPE H18 SUPER LONG FRONT

WORKING RANGES

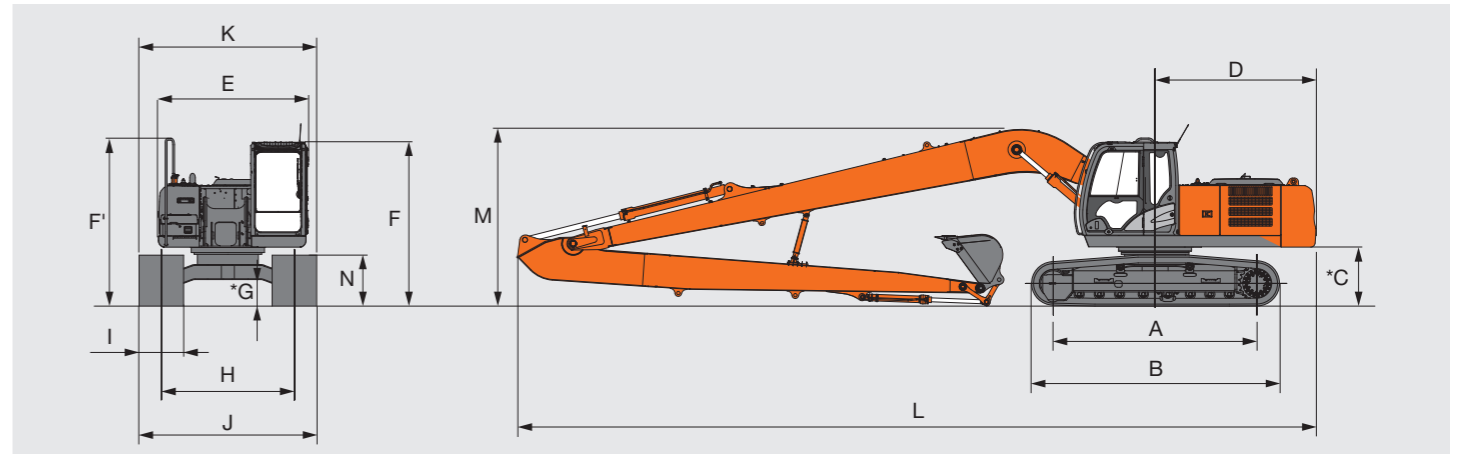


	ZX200LC-5G TYPE H18
A Max. digging reach	18 340
A' Max. digging reach (on ground)	18 250
B Max. digging depth	14 720
C Max. cutting height	15 680
D Max. dumping height	13 320
E Min. swing radius	5 710
F Min. dumping height	2 370
Bucket digging force ISO	93 kN (9 500 kgf)
Bucket digging force SAE	82 kN (8 300 kgf)
Arm crowd force ISO	39 kN (4 000 kgf)
Arm crowd force SAE	38 kN (3 900 kgf)

Unit: mm

•Excluding track shoe lug

DIMENSIONS



	ZX200LC-5G TYPE H18
A Distance between tumblers	3 660
B Undercarriage length	4 460
* C Counterweight clearance	1 030
D Rear-end swing radius	2 890
E Overall width of upperstructure	2 710
F Overall height of cab	2 950
F' Overall height of upperstructure	3 010
* G Min. ground clearance	450
H Track gauge	2 390
I Track shoe width	G 800
J Undercarriage width	3 190
K Overall width	3 190
L Overall length	14 350
M Overall height	3 250
N Track height with triple grouser shoes	920

Unit: mm

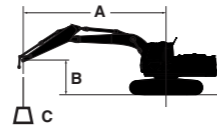
* Excluding track shoe lug

LIFTING CAPACITIES (Without Bucket)

Notes: 1. Ratings are based on ISO 10567.

- Lifting capacity does not exceed 75% of tipping load with the machine on firm, level ground or 87% full hydraulic capacity.
- The load point is the center-line of the bucket pivot mounting pin on the arm.
- *Indicates load limited by hydraulic capacity.
- 0 m = Ground.

For lifting capacities, subtract bucket and quick hitch weight from lifting capacities without bucket.



A: Load radius
B: Load point height
C: Lifting capacity

ZX200LC-5G Type H15 Super Long Front

Rating over-front Rating over-side or 360 degrees Unit : kg

Conditions	Load point height m	Load radius											
		1.5 m		3.0 m		4.5 m		6.0 m		7.5 m		9.0 m	
Boom 8.61 m	10.5												
Arm 5.98 m	9.0												
Counterweight 6 600 kg	7.5												
Shoe 800 mm	6.0												
	4.5											*2 540	*2 540
	3.0			*2 810	*2 810	*6 230	*6 230	*4 560	*4 560	*3 720	*3 720	*2 860	*2 860
	1.5					*5 270	*5 270	*5 510	*5 510	*4 300	4 110	*3 600	3 190
	0 (Ground)			*1 490	*1 490	*3 850	*3 850	*6 240	5 100	*4 800	3 830	*3 940	3 000
	-1.5	*1 640	*1 640	*2 240	*2 240	*4 010	*4 010	*6 700	4 850	*5 160	3 640	*4 210	2 860
	-3.0	*2 460	*2 460	*3 090	*3 090	*4 680	*4 680	*6 900	4 720	*5 370	3 520	*4 380	2 770
	-4.5	*3 310	*3 310	*4 030	*4 030	*5 670	*5 670	*6 880	4 700	*5 410	3 480	4 360	2 730
	-6.0	*4 230	*4 230	*5 120	*5 120	*6 970	*6 970	*6 630	4 750	*5 270	3 500	*4 320	2 750
	-7.5	*5 280	*5 280	*6 430	*6 430	*7 950	7 410	*6 130	4 860	*4 900	3 580	*3 990	2 820
-9.0			*8 120	*8 120	*6 740	*6 740	*5 260	5 070	*4 180	3 740	*3 210	2 990	
-10.5					*4 790	*4 790	*3 680	*3 680					

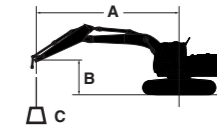
Conditions	Load point height m	Load radius						At max. reach		
		10.5 m		12.0 m		13.5 m				meter
Boom 8.61 m	10.5	*1 780	*1 780					*1 060	*1 060	11.2
Arm 5.98 m	9.0	*2 250	*2 250	*1 350	*1 350			*1 000	*1 000	12.3
Counterweight 6 600 kg	7.5	*2 310	*2 310	*2 020	*2 020			*970	*970	13.0
Shoe 800 mm	6.0	*2 450	*2 450	*2 410	2 310	*1 120	*1 120	*960	*960	13.6
	4.5	*2 660	*2 660	*2 530	2 240	*1 670	*1 670	*970	*970	14.0
	3.0	*2 900	2 680	*2 690	2 150	*2 010	1 740	*990	*990	14.2
	1.5	*3 160	2 540	*2 860	2 060	*2 200	1 690	*1 040	*1 040	14.2
	0 (Ground)	*3 390	2 420	*3 010	1 980	*2 230	1 640	*1 100	*1 100	14.1
	-1.5	*3 580	2 320	3 020	1 920	*1 920	1 610	*1 190	*1 190	13.8
	-3.0	3 570	2 260	2 980	1 880			*1 320	*1 320	13.4
	-4.5	3 540	2 230	2 970	1 880			*1 510	*1 510	12.7
	-6.0	3 560	2 250					*1 810	*1 810	11.9
	-7.5	*3 130	2 340					*2 310	2 300	10.7
-9.0							*3 110	2 940	9.15	
-10.5							*2 990	*2 990	6.94	

LIFTING CAPACITIES (Without Bucket)

Notes: 1. Ratings are based on ISO 10567.

- Lifting capacity does not exceed 75% of tipping load with the machine on firm, level ground or 87% full hydraulic capacity.
- The load point is the center-line of the bucket pivot mounting pin on the arm.
- *Indicates load limited by hydraulic capacity.
- 0 m = Ground.

For lifting capacities, subtract bucket and quick hitch weight from lifting capacities without bucket.



A: Load radius
B: Load point height
C: Lifting capacity

ZX200LC-5G Type H18 Super Long Front

Rating over-front Rating over-side or 360 degrees Unit : kg

Conditions	Load point height m	Load radius													
		1.5 m		3.0 m		4.5 m		6.0 m		7.5 m		9.0 m		10.5 m	
Boom 10.3 m	12.0														
Arm 7.36 m	10.5														
Counterweight 6 600 kg	9.0														
Shoe 800 mm	7.5														
	6.0														
	4.5														
	3.0														
	1.5														
	0 (Ground)														
	-1.5	*1 100	*1 100	*1 370	*1 370	*2 350	*2 350	*4 410	4 130	*4 330	3 130	*3 460	2 480	*2 900	2 010
	-3.0	*1 620	*1 620	*1 930	*1 930	*2 770	*2 770	*4 490	3 970	*4 580	2 970	*3 670	2 340	*3 070	1 900
	-4.5	*2 150	*2 150	*2 510	*2 510	*3 330	*3 330	*4 920	3 910	*4 720	2 890	*3 810	2 270	3 140	1 840
	-6.0	*2 710	*2 710	*3 130	*3 130	*3 990	*3 990	*5 600	3 930	*4 750	2 870	3 840	2 240	3 110	1 810
-7.5	*3 310	*3 310	*3 820	*3 820	*4 770	*4 770	*5 900	4 010	*4 680	2 910	*3 830	2 250	3 130	1 820	
-9.0	*3 960	*3 960	*4 600	*4 600	*5 730	*5 730	*5 600	4 140	*4 480	3 000	*3 690	2 320	*3 090	1 880	
-10.5	*4 700	*4 700	*5 510	*5 510	*6 600	*6 600	*5 110	4 330	*4 120	3 140	*3 390	2 430	*2 800	1 990	
-12.0			*6 630	*6 630	*5 540	*5 540	*4 350	*4 350	*3 510	3 360	*2 830	2 630			

Conditions	Load point height m	Load radius								At max. reach		
		12.0 m		13.5 m		15.0 m		16.5 m				meter
Boom 10.3 m	12.0											
Arm 7.36 m	10.5											
Counterweight 6 600 kg	9.0											
Shoe 800 mm	7.5											
	6.0											
	4.5											
	3.0											
	1.5											
	0 (Ground)											
	-1.5	*2 510	1 660	*2 230	1 370	1 980	1 150	*1 230	960	*830	*830	16.8
	-3.0	*2 640	1 570	2 260	1 320	1 940	1 110			*900	*900	16.4
	-4.5	2 620	1 520	2 220	1 280	1 920	1 090			*1 010	*1 010	15.9
	-6.0	2 600	1 500	2 210	1 270	*1 530	1 100			*1 150	1 090	15.2
-7.5	2 610	1 520	2 240	1 300					*1 360	1 220	14.3	
-9.0	*2 600	1 580							*1 680	1 410	13.2	
-10.5									*2 250	1 740	11.8	
-12.0									*2 400	2 330	9.97	

EQUIPMENT

ZX200LC-5G TYPE H15 / H18 SUPER LONG FRONT

Standard and optional equipment may vary by country, so please consult your Hitachi dealer for details.

● : Standard equipment

○ : Optional equipment

ENGINE	CAB
Air cleaner double filters ●	All-weather sound suppressed steel cab ●
Auto idle system ●	AM-FM radio with 2 speakers ●
Cartridge-type engine oil filter ●	Ashtray ●
Cartridge-type fuel pre-filter ●	Auto control air conditioner ●
Cartridge-type fuel main filter ●	AUX. terminal and storage ○
Dry-type air filter with evacuator valve (with air filter restriction indicator) ●	Cab (Center pillar reinforced structure) ●
ECO/PWR mode control ●	Drink holder (rear side) ●
Engine warm-up device ●	Drink holder with hot & cool (front side) ●
Fan guard ●	Electric double horn ●
Water separator ●	Engine shut-off lever ●
Pre-cleaner ○	Evacuation hammer ●
Dust-Proof indoor net ●	Fire extinguisher bracket ○
Radiator reserve tank ●	Floor mat ●
50 A alternator ●	Footrest ●
	Front window washer ●
	Front windows on upper, lower and left side can be opened ●
	Lower cab front guard ○
	Upper cab front guard ○
	Glove compartment ●
	Hot & cool box ●
	Intermittent windshield wipers ●
	Key cylinder light ●
	LED room light with door courtesy ●
	OPG top guard Level I (ISO10262) compliant cab ●
	Pilot control shut-off lever ●
	Rear tray ●
	Retractable seat belt ●
	Rubber radio antenna ●
	Seat : Fabric seat ●
	Seat : mechanical suspension seat ○
	Seat : air suspension seat with heater ○
	Seat adjustment part : backrest, armrest, height and angle, slide forward / back ●
	Short wrist control levers ●
	4 fluid-filled elastic mounts ●
	24V cigarette lighter ●

MONITOR SYSTEM

Alarm buzzers: overheating, engine oil pressure ●
Alarms: overheating, engine warning, engine oil pressure, alternator, minimum fuel level, hydraulic filter restriction, air filter restriction, work mode, etc ●
Display of meters: water temperature, hour, fuel rate, clock ●
Other displays: work mode, auto-idle, glow, operating conditions, etc ●
32 languages selection ●

LIGHTS

Additional cab roof front lights ○
Additional boom light with cover ○
2 working lights ●

UPPER STRUCTURE

Electric fuel refilling pump ○
Fuel level float ●
Hydraulic oil level gauge ●
Rear view camera ○
Rear view mirror (right & left side) ●
Swing parking brake ●
Tool box ●
Undercover ●
Utility space ●
6 600 kg counterweight ●
2 x 88 Ah batteries ●

UNDERCARRIAGE

Bolt-on sprocket ●
Reinforced track links with pin seals ●
Travel motor covers ●
Travel parking brake ●
9.0 mm reinforced track undercover ○
Track guard (each side) and hydraulic track adjuster ●
Upper and lower rollers ●
2 track guards ○
4 tie down hooks ●
600 / 700 mm triple grouser shoes (H15) ○
800 mm triple grouser shoes ●

FRONT ATTACHMENTS

Centralized lubrication system ●
Flanged pin ●
HN bushing ●
0.50 m ³ bucket (ISO heaped) (H15) ●
0.30 m ³ bucket (ISO heaped) (H18) ●
5.98 m arm (H15) ●
7.36 m arm (H18) ●
8.61 m boom (H15) ●
10.30 m boom (H18) ●

MISCELLANEOUS

Lockable fuel refilling cap ●
Lockable machine covers ●
Onboard information controller ●
Skid-resistant tapes, plates and handrails ●
Standard tool kit ●
Travel direction mark on track frame ●
Global e-Service ●

SPECIFICATIONS

ZX240LC-5G TYPE H18 SUPER LONG FRONT

ENGINE

Model	Isuzu CC-6BG1T
Type	4-cycle water-cooled, direct injection
Aspiration	Turbocharged, intercooled
No. of cylinders	6
Rated power	
ISO 9249, net	132 kW (177 HP) at 2 150 min ⁻¹ (rpm)
SAE J1349, net	132 kW (177 HP) at 2 150 min ⁻¹ (rpm)
Maximum torque	637 Nm (65 kgfm) at 1 800 min ⁻¹ (rpm)
Piston displacement	6.494 L
Bore and stroke	105 mm x 125 mm
Batteries	2 x 12 V / 88 Ah

HYDRAULIC SYSTEM

Hydraulic Pumps

Main pumps	2 variable displacement axial piston pumps
Maximum oil flow	2 x 223 L/min
Pilot pump	1 gear pump
Maximum oil flow	32.0 L/min

Hydraulic Motors

Travel	2 variable displacement axial piston motors
Swing	1 axial piston motor

Relief Valve Settings

Implement circuit	34.3 MPa (350 kgf/cm ²)
Swing circuit	25.5 MPa (260 kgf/cm ²)
Travel circuit	34.8 MPa (355 kgf/cm ²)
Pilot circuit	3.9 MPa (40 kgf/cm ²)
Power boost	38.0 MPa (388 kgf/cm ²)

Hydraulic Cylinders

	ZX240LC-5G H18		
	Quantity	Bore	Rod diameter
Boom	2	125 mm	90 mm
Arm	1	150 mm	105 mm
Bucket	1	100 mm	70 mm

UPPERSTRUCTURE

Revolving Frame

D-section frame skirt for resistance to deformation.

Swing Device

Axial piston motor with planetary reduction gear is bathed in oil. Swing circle is single-row. Swing parking brake is spring-set/hydraulic-released disc type.

Swing speed	11.0 min ⁻¹ (rpm)
Swing torque	61 kNm (6 210 kgfm)

Operator's Cab

Independent spacious cab, 1 005 mm wide by 1 675 mm high, conforming to ISO* Standards.

* International Organization for Standardization

UNDERCARRIAGE

Tracks

Heat-treated connecting pins with dirt seals. Hydraulic (grease) track adjusters with shock-absorbing recoil springs.

Numbers of Rollers and Shoes on Each Side

Upper rollers	2
Lower rollers	9
Track shoes	51
Track guard	1

Travel Device

Each track driven by 2-speed axial piston motor. Parking brake is spring-set/hydraulic-released disc type. Automatic transmission system: High-Low.

Travel speeds	High : 0 to 5.5 km/h
	Low : 0 to 3.4 km/h

Maximum traction force .. 222 kN (22 600 kgf)

Gradeability 70% (35 degree) continuous

SERVICE REFILL CAPACITIES

Fuel tank	510.0 L
Engine coolant	26.0 L
Engine oil	25.0 L
Swing device	9.1 L
Travel device (each side)	7.8 L
Hydraulic system	280.0 L
Hydraulic oil tank	156.0 L

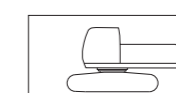
WEIGHTS AND GROUND PRESSURE

ZX240LC-5G TYPE H18 SUPER LONG FRONT:

Equipped with 10.21 m boom, 7.51 m arm and 0.59 m³ bucket (SAE heaped), 8 340 kg counterweight.

Shoe type	Shoe width	Operating weight	Ground pressure
Triple grouser	600 mm	27 300 kg	54 kPa (0.55 kgf/cm ²)
	700 mm	27 700 kg	47 kPa (0.48 kgf/cm ²)
	800 mm	28 000 kg	42 kPa (0.43 kgf/cm ²)

Basic Machine Weight and Overall Width



Excluding front end attachment, additional counterweight, fuel, hydraulic oil and coolant etc. Including counterweight.

ZX240LC-5G

Shoe width	ZX240LC-5G H18	
	Weight	Overall Width
600 mm	21 500 kg	3 190 mm
700 mm	21 900 kg	3 290 mm
800 mm	22 200 kg	3 390 mm

BUCKET SPECIFICATIONS AND COMPATIBILITY

ZX240LC-5G

	Capacity ISO heaped	Width Without side cutters	Weight	Recommendation
				ZX240LC-5G H18
Backhoe	0.59 m ³	950 mm	410 kg	◎
	0.36 m ³	660 mm	320 kg	
Slope finishing	—	1 500 mm	360 kg	◇
	—	1 500 mm	290 kg	
Max. weight				1 470 kg

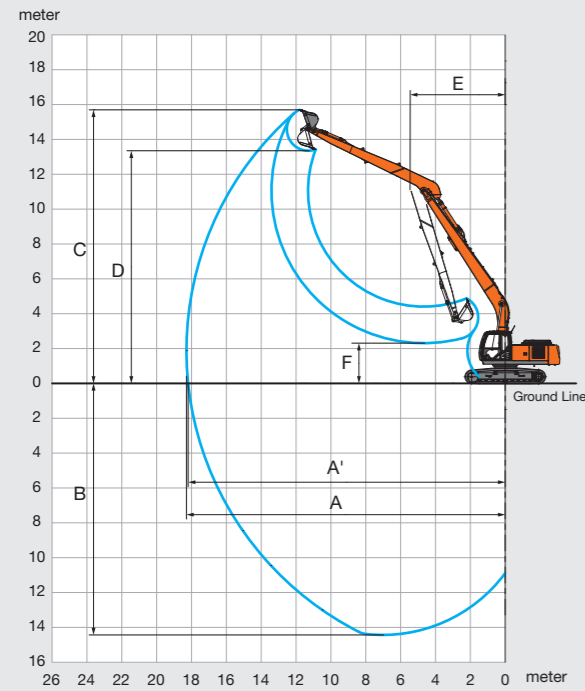
◎ Suitable for materials with density of 1 800 kg/m³ or less

◇ Slope-finishing service

SPECIFICATIONS

ZX240LC-5G TYPE H18 SUPER LONG FRONT

WORKING RANGES

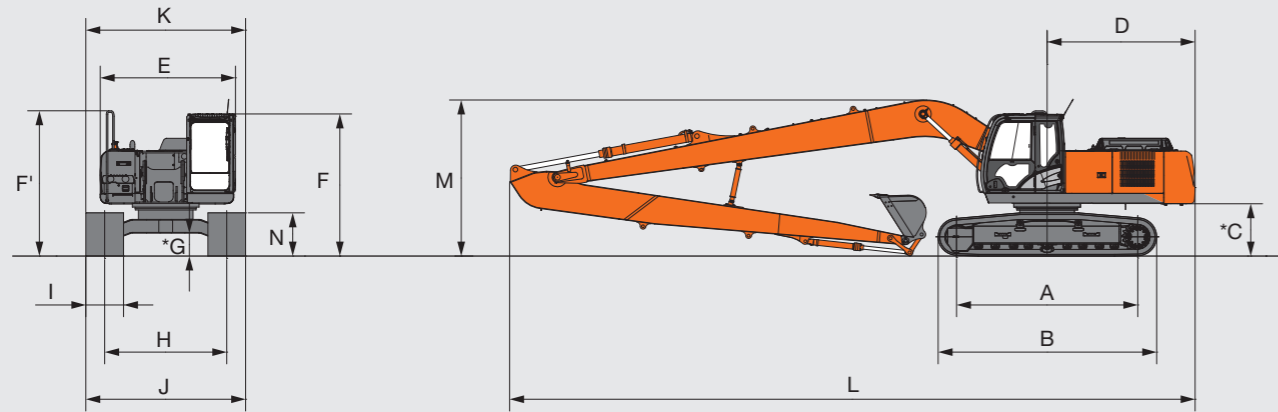


	ZX240LC-5G TYPE H18
A Max. digging reach	18 290
A' Max. digging reach (on ground)	18 190
B Max. digging depth	14 430
C Max. cutting height	15 690
D Max. dumping height	13 350
E Min. swing radius	5 460
F Min. dumping height	2 310
Bucket digging force ISO	93 kN (9 500 kgf)
Bucket digging force SAE	82 kN (8 300 kgf)
Arm crowd force ISO	51 kN (5 200 kgf)
Arm crowd force SAE	50 kN (5 100 kgf)

*Excluding track shoe lug

Unit: mm

DIMENSIONS



Unit: mm

	ZX240LC-5G TYPE H18
A Distance between tumbler	3 845
B Undercarriage length	4 640
* C Counterweight clearance	1 080
D Rear-end swing radius	3 140
E Overall width of upperstructure	2 870
F Overall height of cab	3 010
F' Overall height of upperstructure	3 080
* G Min. ground clearance	460
H Track gauge	2 590
I Track shoe width	G600 / G700 / G800
J Undercarriage width	3 190 / 3 290 / 3 390
K Overall length	3 190 / 3 290 / 3 390
L Overall length	14 540
M Overall height	3 360
N Track height with triple grouser shoes	920

* Excluding track shoe lug

LIFTING CAPACITIES (Without Bucket)

Notes: 1. Ratings are based on ISO 10567.

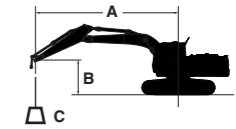
2. Lifting capacity does not exceed 75% of tipping load with the machine on firm, level ground or 87% full hydraulic capacity.

3. The load point is the center-line of the bucket pivot mounting pin on the arm.

4. *Indicates load limited by hydraulic capacity.

5. 0 m = Ground.

For lifting capacities, subtract bucket and quick hitch weight from lifting capacities without bucket.



A: Load radius

B: Load point height

C: Lifting capacity

ZX240LC-5G Type H18 Super Long Front

Rating over-front Rating over-side or 360 degrees Unit : kg

Conditions	Load point height m	Load radius													
		1.5 m		3.0 m		4.5 m		6.0 m		7.5 m		9.0 m		10.5 m	
		Rating over-front	Rating over-side or 360 degrees	Rating over-front	Rating over-side or 360 degrees	Rating over-front	Rating over-side or 360 degrees	Rating over-front	Rating over-side or 360 degrees	Rating over-front	Rating over-side or 360 degrees	Rating over-front	Rating over-side or 360 degrees	Rating over-front	Rating over-side or 360 degrees
Boom 10.21 m	12.0														
Arm 7.51 m	10.5														
Counterweight 8 340 kg	9.0														
Shoe 800 mm	7.5														
	6.0													*2 280	*2 280
	4.5													*2 800	*2 800
	3.0							*6 760	*6 760	*4 810	*4 810	*3 840	*3 840	*3 270	*2 900
	1.5							*4 520	*4 520	*5 940	*5 940	*4 540	*4 540	*3 740	*3 230
	0 (Ground)			*1 560	*1 560	*3 500	*3 500	*6 840	6 670	*5 170	5 050	*4 180	3 990	*3 550	3 250
	-1.5	*1 790	*1 790	*2 230	*2 230	*3 640	*3 640	*6 650	6 310	*5 650	4 760	*4 550	3 780	*3 830	3 090
	-3.0	*2 470	*2 470	*2 950	*2 950	*4 160	*4 160	*6 620	6 120	*5 990	4 580	*4 830	3 630	*4 060	2 970
	-4.5	*3 180	*3 180	*3 710	*3 710	*4 870	*4 870	*7 130	6 050	*6 190	4 480	*5 020	3 540	*4 210	2 890
	-6.0	*3 920	*3 920	*4 540	*4 540	*5 740	*5 740	*7 940	6 060	*6 240	4 460	*5 100	3 500	*4 290	2 860
	-7.5	*4 720	*4 720	*5 440	*5 440	*6 780	*6 780	*7 750	6 130	*6 160	4 490	*5 060	3 520	*4 270	2 870
	-9.0	*5 580	*5 580	*6 470	*6 470	*8 030	*8 030	*7 380	6 270	*5 920	4 590	*4 890	3 580	*4 110	2 930
	-10.5	*6 550	*6 550	*7 670	*7 670	*8 720	*8 720	*6 760	6 480	*5 460	4 740	*4 510	3 710	*3 750	3 050
	-12.0			*9 110	*9 110	*7 370	*7 370	*5 790	*5 790	*4 680	*4 680	*3 790	*3 790		

Conditions	Load point height m	Load radius								At max. reach		
		12.0 m		13.5 m		15.0 m		16.5 m		Rating over-front	Rating over-side or 360 degrees	meter
Boom 10.21 m	12.0									*1 200	*1 200	13.7
Arm 7.51 m	10.5			*1 940	*1 940					*1 150	*1 150	14.7
Counterweight 8 340 kg	9.0	*1 910	*1 910	*1 960	*1 960	*1 660	*1 660			*1 130	*1 130	15.5
Shoe 800 mm	7.5	*2 030	*2 030	*2 030	*2 030	*2 050	*2 050			*1 120	*1 120	16.1
	6.0	*2 200	*2 200	*2 150	*2 150	*2 120	*2 120	*1 200	*1 200	*1 130	*1 130	16.5
	4.5	*2 410	*2 410	*2 300	*2 300	*2 220	2 120	*1 630	*1 630	*1 150	*1 150	16.9
	3.0	*2 640	*2 640	*2 470	2 460	*2 340	2 050	*1 910	1 710	*1 190	*1 190	17.0
	1.5	*2 890	2 830	*2 640	2 350	*2 470	1 970	*2 050	1 670	*1 240	*1 240	17.1
	0 (Ground)	*3 120	2 690	*2 820	2 250	*2 600	1 910	*2 040	1 620	*1 300	*1 300	17.0
	-1.5	*3 330	2 570	*2 980	2 170	*2 710	1 850	*1 800	1 590	*1 390	*1 390	16.7
	-3.0	*3 510	2 480	*3 110	2 110	2 780	1 810			*1 520	*1 520	16.3
	-4.5	*3 630	2 430	3 180	2 070	2 760	1 790			*1 680	1 670	15.8
	-6.0	*3 690	2 400	3 170	2 060	*2 180	1 800			*1 900	1 790	15.1
	-7.5	*3 660	2 420	*3 150	2 080					*2 230	1 970	14.2
	-9.0	*3 480	2 480							*2 750	2 240	13.1
	-10.5									*3 200	2 700	11.7
	-12.0									*3 350	*3 350	9.79

EQUIPMENT

ZX240LC-5G TYPE H18 SUPER LONG FRONT

Standard and optional equipment may vary by country, so please consult your Hitachi dealer for details.

● : Standard equipment ○ : Optional equipment

ENGINE	CAB
Air cleaner double filters ●	All-weather sound suppressed steel cab ●
Auto idle system ●	AM-FM radio with 2 speakers ●
Cartridge-type engine oil filter ●	Ashtray ●
Cartridge-type fuel pre-filter ●	Auto control air conditioner ●
Cartridge-type fuel main filter ●	AUX. terminal and storage ○
Dry-type air filter with evacuator valve (with air filter restriction indicator) ●	Cab (Center pillar reinforced structure) ●
ECO/PWR mode control ●	Drink holder (rear side) ●
Engine warm-up device ●	Drink holder with hot & cool (front side) ●
Fan guard ●	Electric double horn ●
Water separator ●	Engine shut-off lever ●
Pre-cleaner ○	Evacuation hammer ●
Dust-Proof indoor net ●	Fire extinguisher bracket ○
Radiator reserve tank ●	Floor mat ●
50 A alternator ●	Footrest ●
	Front window washer ●
HYDRAULIC SYSTEM	MONITOR SYSTEM
Auto power lift ●	Alarm buzzers: overheating, engine oil pressure ●
Control valve with main relief valve ●	Alarms: overheating, engine warning, engine oil pressure, alternator, minimum fuel level, hydraulic filter restriction, air filter restriction, work mode, etc ●
Full-flow filter ●	Display of meters: water temperature, hour, fuel rate, clock ●
High mesh full flow filter with restriction indicator ○	Other displays: work mode, auto-idle, glow, operating conditions, etc ●
Pilot filter ●	32 languages selection ●
Power boost ●	
Suction filter ●	LIGHTS
One extra port for control valve ●	Additional cab roof front lights ○
Work mode selector ●	Additional boom light with cover ○
	2 working lights ●
	UPPER STRUCTURE
	Electric fuel refilling pump ○
	Fuel level float ●
	Hydraulic oil level gauge ●
	Rear view camera ○
	Rear view mirror (right & left side) ●
	Swing parking brake ●
	Tool box ●
	Undercover ●
	Utility space ●
	8 340 kg counterweight ●
	2 x 88 Ah batteries ●
	Pilot control shut-off lever ●
	Rear tray ●
	Retractable seat belt ●
	Rubber radio antenna ●
	Seat : Fabric seat ●
	Seat : mechanical suspension seat ○
	Seat : air suspension seat with heater ○
	Seat adjustment part : backrest, armrest, height and angle, slide forward / back ●
	Short wrist control levers ●
	4 fluid-filled elastic mounts ●
	24V cigarette lighter ●

MONITOR SYSTEM	UNDERCARRIAGE
Alarm buzzers: overheating, engine oil pressure ●	Bolt-on sprocket ●
Alarms: overheating, engine warning, engine oil pressure, alternator, minimum fuel level, hydraulic filter restriction, air filter restriction, work mode, etc ●	Reinforced track links with pin seals ●
Display of meters: water temperature, hour, fuel rate, clock ●	Travel motor covers ●
Other displays: work mode, auto-idle, glow, operating conditions, etc ●	Travel parking brake ●
32 languages selection ●	9.0 mm reinforced track undercover ○
	Track guard (each side) and hydraulic track adjuster ●
	Upper and lower rollers ●
	2 track guards ○
	4 tie down hooks ●
	600 / 700 mm triple grouser shoes ○
	800 mm triple grouser shoes ●
LIGHTS	FRONT ATTACHMENTS
Additional cab roof front lights ○	Centralized lubrication system ●
Additional boom light with cover ○	Flanged pin ●
2 working lights ●	HN bushing ●
	0.59 m ³ bucket (ISO heaped)(H18) ●
	7.51 m arm (H18) ●
	10.21 m boom (H18) ●
	MISCELLANEOUS
	Lockable fuel refilling cap ●
	Lockable machine covers ●
	Onboard information controller ●
	Skid-resistant tapes, plates and handrails ●
	Standard tool kit ●
	Travel direction mark on track frame ●
	Global e-Service ●

SPECIFICATIONS

ZX330LC-5G TYPE H20 / H22 SUPER LONG FRONT

ENGINE	
Model	Isuzu AH-6HK1X
Type	4-cycle water-cooled, direct injection
Aspiration	Turbocharged, intercooled
No. of cylinders	6
Rated power	
ISO 9249, net	184 kW (246 HP) at 2 000 min ⁻¹ (rpm)
SAE J1349, net	184 kW (246 HP) at 2 000 min ⁻¹ (rpm)
Maximum torque	873 Nm (89.0 kgfm) at 1 700 min ⁻¹ (rpm)
Piston displacement ..	7.790 L
Bore and stroke	115 mm x 125 mm
Batteries	2 x 12 V / 128 Ah

HYDRAULIC SYSTEM	
Hydraulic Pumps	
Main pumps	2 variable displacement axial piston pumps
Maximum oil flow ..	2 x 279 L/min
Pilot pump	1 gear pump
Maximum oil flow ..	32.8 L/min
Hydraulic Motors	
Travel	2 variable displacement axial piston motors
Swing	1 axial piston motor
Relief Valve Settings	
Implement circuit	34.3 MPa (350 kgf/cm ²)
Swing circuit	26.9 MPa (275 kgf/cm ²)
Travel circuit	34.8 MPa (355 kgf/cm ²)
Pilot circuit	3.9 MPa (40 kgf/cm ²)
Power boost	38.0 MPa (388 kgf/cm ²)

HYDRAULIC SYSTEM	
Hydraulic Pumps	
Main pumps	2 variable displacement axial piston pumps
Maximum oil flow ..	2 x 279 L/min
Pilot pump	1 gear pump
Maximum oil flow ..	32.8 L/min
Hydraulic Motors	
Travel	2 variable displacement axial piston motors
Swing	1 axial piston motor

Relief Valve Settings	
Implement circuit	34.3 MPa (350 kgf/cm ²)
Swing circuit	26.9 MPa (275 kgf/cm ²)
Travel circuit	34.8 MPa (355 kgf/cm ²)
Pilot circuit	3.9 MPa (40 kgf/cm ²)
Power boost	38.0 MPa (388 kgf/cm ²)

	ZX330LC-5G H20			ZX330LC-5G H22		
	Quantity	Bore	Rod diameter	Quantity	Bore	Rod diameter
Boom	2	145 mm	100 mm	2	145 mm	100 mm
Arm	1	170 mm	115 mm	1	170 mm	115 mm
Bucket	1	100 mm	70 mm	1	100 mm	70 mm

UPPERSTRUCTURE

Revolving Frame
D-section frame skirt for resistance to deformation.

Swing Device
Axial piston motor with planetary reduction gear is bathed in oil. Swing circle is single-row. Swing parking brake is spring-set/hydraulic-released disc type.

Swing speed

Swing torque

Operator's Cab
Independent spacious cab, 1 005 mm wide by 1 675 mm high, conforming to ISO* Standards.
* International Organization for Standardization

UNDERCARRIAGE

Tracks
Heat-treated connecting pins with dirt seals. Hydraulic (grease) track adjusters with shock-absorbing recoil springs.

Numbers of Rollers and Shoes on Each Side

Upper rollers

Lower rollers

Track shoes

Track guards

Travel Device
Each track driven by 2-speed axial piston motor. Parking brake is spring-set/hydraulic-released disc type. Automatic transmission system: High-Low.

Travel speeds

Maximum traction force ..

Gradeability

SERVICE REFILL CAPACITIES

Fuel tank	630.0 L
Engine coolant	35.0 L
Engine oil	36.0 L
Swing device	15.7 L
Travel device (each side)	9.2 L
Hydraulic system	340.0 L
Hydraulic oil tank	180.0 L

WEIGHTS AND GROUND PRESSURE

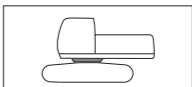
ZX330LC-5G TYPE H20 SUPER LONG FRONT:
Equipped with 11.69 m boom, 8.51 m arm and 0.59 m³ bucket (SAE heaped), 10 610 kg counterweight.

Shoe type	Shoe width	Operating weight	Ground pressure
Triple grouser	600 mm	36 800 kg	69 kPa (0.70 kgf/cm ²)
	700 mm	37 400 kg	60 kPa (0.61 kgf/cm ²)
	800 mm	37 800 kg	53 kPa (0.54 kgf/cm ²)

ZX330LC-5G TYPE H22 SUPER LONG FRONT:
Equipped with 12.54 m boom, 9.26 m arm and 0.40 m³ bucket (SAE heaped), 10 610 kg counterweight.

Shoe type	Shoe width	Operating weight	Ground pressure
Triple grouser	600 mm	36 900 kg	69 kPa (0.70 kgf/cm ²)
	700 mm	37 500 kg	60 kPa (0.61 kgf/cm ²)
	800 mm	37 800 kg	53 kPa (0.54 kgf/cm ²)

Basic Machine Weight and Overall Width

 Excluding front end attachment, additional counterweight, fuel, hydraulic oil and coolant etc. Including counterweight.

Shoe width	ZX330LC-5G H20		ZX330LC-5G H22	
	Weight	Overall width	Weight	Overall width
600 mm	28 900 kg	3 190 mm	28 900 kg	3 190 mm
700 mm	29 400 kg	3 290 mm	29 400 kg	3 290 mm
800 mm	29 800 kg	3 390 mm	29 800 kg	3 390 mm

BUCKET SPECIFICATIONS AND COMPATIBILITY

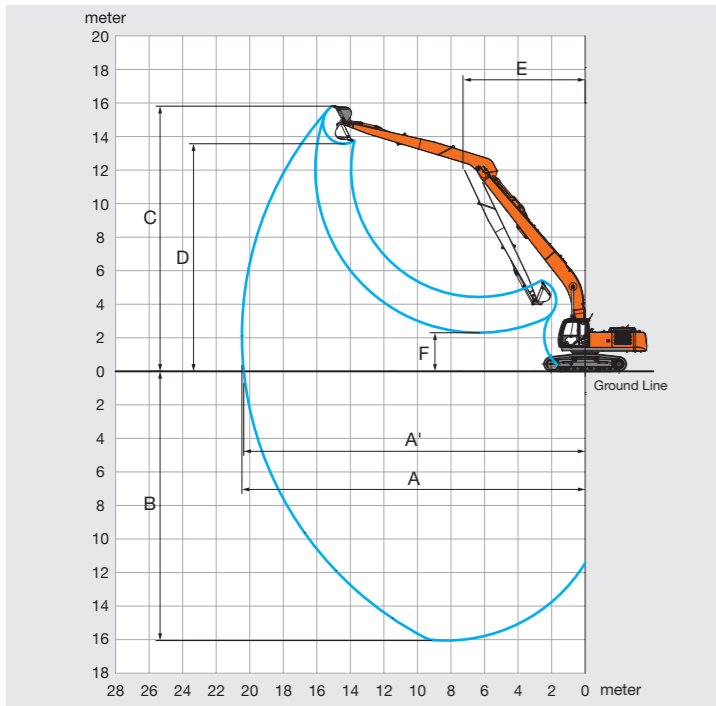
	Capacity ISO heaped	Width Without side cutters	Weight	Recommendation ZX330LC-5G	
				H20	H22
Backhoe	0.59 m ³	950 mm	410 kg	○	
	0.40 m ³	720 mm	340 kg		○
Slope finishing	—	1 500 mm	360 kg	◇	
	—	1 500 mm	290 kg		◇
Max. weight				1 470 kg	1 050 kg

○ Suitable for materials with density of 1 800 kg/m³ or less
◇ Slope-finishing service

SPECIFICATIONS

ZX330LC-5G TYPE H20 SUPER LONG FRONT

WORKING RANGES

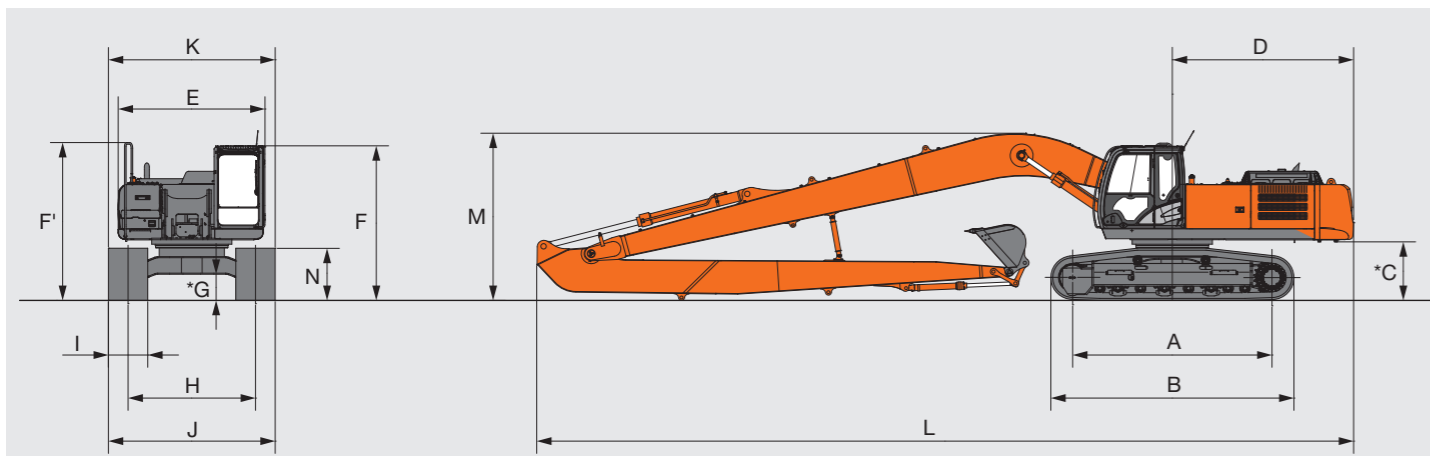


	ZX330LC-5G TYPE H20
A Max. digging reach	20 470
A' Max. digging reach (on ground)	20 360
B Max. digging depth	16 050
C Max. cutting height	15 810
D Max. dumping height	13 570
E Min. swing radius	7 250
F Min. dumping height	2 300
Bucket digging force ISO	94 kN (9 600 kgf)
Bucket digging force SAE	82 kN (8 300 kgf)
Arm crowd force ISO	65 kN (6 600 kgf)
Arm crowd force SAE	64 kN (6 500 kgf)

Unit: mm

•Excluding track shoe lug

DIMENSIONS



	ZX330LC-5G TYPE H20
A Distance between tumblers	4 050
B Undercarriage length	4 950
* C Counterweight clearance	1 160
D Rear-end swing radius	3 690
E Overall width of upperstructure	2 990
F Overall height of cab	3 160
F' Overall height of upperstructure	3 210
* G Min. ground clearance	500
H Track gauge	2 590
I Track shoe width	G600 / G700 / G800
J Undercarriage width	3 190 / 3 290 / 3 390
K Overall length	3 190 / 3 290 / 3 390
L Overall length	16 600
M Overall height	3 400
N Track height with triple grouser shoes	1 060

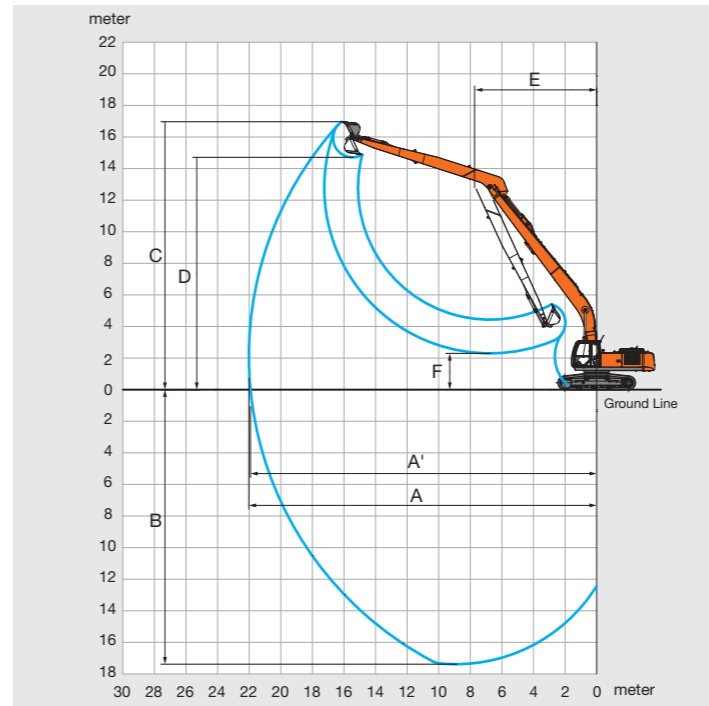
Unit: mm

* Excluding track shoe lug

SPECIFICATIONS

ZX330LC-5G TYPE H22 SUPER LONG FRONT

WORKING RANGES

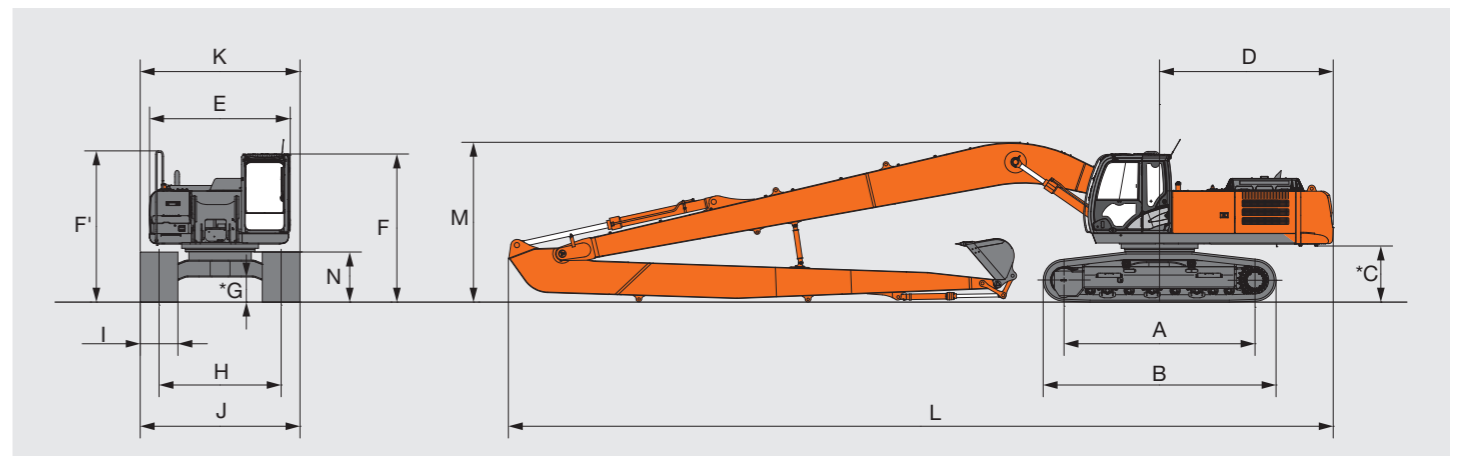


	ZX330LC-5G TYPE H22
A Max. digging reach	22 020
A' Max. digging reach (on ground)	21 920
B Max. digging depth	17 380
C Max. cutting height	16 960
D Max. dumping height	14 710
E Min. swing radius	7 690
F Min. dumping height	2 300
Bucket digging force ISO	94 kN (9 600 kgf)
Bucket digging force SAE	82 kN (8 300 kgf)
Arm crowd force ISO	60 kN (6 100 kgf)
Arm crowd force SAE	59 kN (6 000 kgf)

Unit: mm

•Excluding track shoe lug

DIMENSIONS



	ZX330LC-5G TYPE H22
A Distance between tumblers	4 050
B Undercarriage length	4 950
* C Counterweight clearance	1 160
D Rear-end swing radius	3 690
E Overall width of upperstructure	2 990
F Overall height of cab	3 160
F' Overall height of upperstructure	3 210
* G Min. ground clearance	500
H Track gauge	2 590
I Track shoe width	G600 / G700 / G800
J Undercarriage width	3 190 / 3 290 / 3 390
K Overall length	3 190 / 3 290 / 3 390
L Overall length	17 500
M Overall height	3 390
N Track height with triple grouser shoes	1 060

Unit: mm

* Excluding track shoe lug

EQUIPMENT

ZX330LC-5G TYPE H20 / H22 SUPER LONG FRONT

Standard and optional equipment may vary by country, so please consult your Hitachi dealer for details.

● : Standard equipment ○ : Optional equipment

ENGINE

Air cleaner double filters	●
Auto idle system	●
Cartridge-type engine oil filter	●
Cartridge-type fuel pre-filter	●
Cartridge-type fuel main filter	●
Dry-type air filter with evacuator valve (with air filter restriction indicator)	●
ECO/PWR mode control	●
Engine warm-up device	●
Fan guard	●
Water separator	●
Pre-cleaner	○
Dust-Proof indoor net	●
Radiator reserve tank	●
50 A alternator	●

HYDRAULIC SYSTEM

Auto power lift	●
Control valve with main relief valve	●
Full-flow filter	●
High mesh full flow filter with restriction indicator	○
Pilot filter	●
Power boost	●
Suction filter	●
One extra port for control valve	●
Work mode selector	●

CAB

All-weather sound suppressed steel cab	●
AM-FM radio with 2 speakers	●
Ashtray	●
Auto control air conditioner	●
AUX. terminal and storage	○
Cab (Center pillar reinforced structure)	●
Drink holder (rear side)	●
Drink holder with hot & cool (front side)	●
Electric double horn	●
Engine shut-off lever	●
Evacuation hammer	●
Fire extinguisher bracket	○
Floor mat	●
Footrest	●
Front window washer	●
Front windows on upper, lower and left side can be opened	●
Lower cab front guard	○
Upper cab front guard	○
Glove compartment	●
Hot & cool box	●
Intermittent windshield wipers	●
Key cylinder light	●
LED room light with door courtesy	●
OPG top guard Level I (ISO10262) compliant cab	●
Pilot control shut-off lever	●
Rear tray	●
Retractable seat belt	●
Rubber radio antenna	●
Seat : Fabric seat	●
Seat : mechanical suspension seat	○
Seat : air suspension seat with heater	○
Seat adjustment part : backrest, armrest, height and angle, slide forward / back	●
Short wrist control levers	●
4 fluid-filled elastic mounts	●
24V cigarette lighter	●

MONITOR SYSTEM

Alarm buzzers: overheating, engine oil pressure	●
Alarms: overheating, engine warning, engine oil pressure, alternator, minimum fuel level, hydraulic filter restriction, air filter restriction, work mode, etc	●
Display of meters: water temperature, hour, fuel rate, clock	●
Other displays: work mode, auto-idle, glow, operating conditions, etc	●
32 languages selection	●

LIGHTS

Additional cab roof front lights	○
Additional boom light with cover	○
2 working lights	●

UPPER STRUCTURE

Electric fuel refilling pump	○
Fuel level float	●
Hydraulic oil level gauge	●
Rear view camera	○
Rear view mirror (right & left side)	●
Swing parking brake	●
Tool box	●
Undercover	●
Utility space	●
10 610 kg counterweight	●
2 x 128 Ah batteries	●

UNDERCARRIAGE

Bolt-on sprocket	●
Reinforced track links with pin seals	●
Travel motor covers	●
Travel parking brake	●
9.0 mm reinforced track undercover	○
Track guard (each side) and hydraulic track adjuster	●
Upper and lower rollers	●
3 track guards	●
4 tie down hooks	●
600 / 700 mm triple grouser shoes	○
800 mm triple grouser shoes	●

FRONT ATTACHMENTS

Centralized lubrication system	●
Flanged pin	●
HN bushing	●
0.59 m ³ bucket (ISO heaped) (H20)	●
0.40 m ³ bucket (ISO heaped) (H22)	●
8.51 m arm (H20)	●
9.26 m arm (H22)	●
11.69 m boom (H20)	●
12.54 m boom (H22)	●

MISCELLANEOUS

Lockable fuel refilling cap	●
Lockable machine covers	●
Onboard information controller	●
Skid-resistant tapes, plates and handrails	●
Standard tool kit	●
Travel direction mark on track frame	●
Global e-Service	●

MEMO

Before using a machine with a satellite communication system, please make sure that the satellite communication system complies with local regulations, safety standards and legal requirements. If not so, please make modifications accordingly.

These specifications are subject to change without notice.
Illustrations and photos show the standard models, and may or may not include optional equipment, accessories, and all standard equipment with some differences in color and features.
Before use, read and understand the Operator's Manual for proper operation.