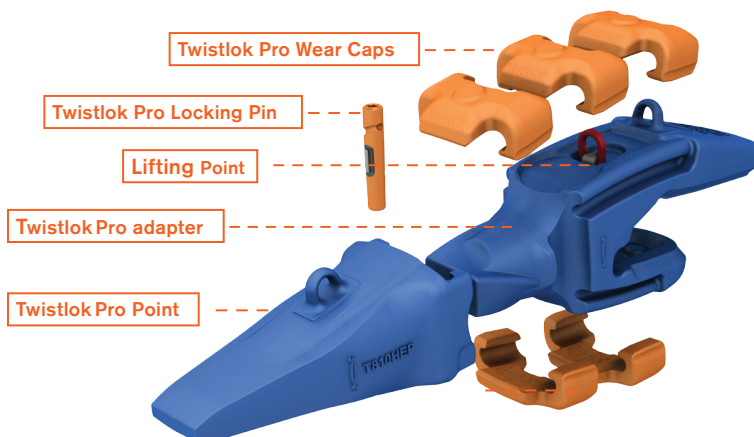


Twistlok® Pro Plate Lip GET Solution

Bradken's safe install and removal Plate Lip G.E.T. range offers a comprehensive range of point designs to suit every application.

Combined with Bradken's design expertise in lip design, Bradken's Twistlok® Pro Plate Lip G.E.T. range provides you with the following benefits:

- Fast and safe installation of points
- Reduced fit wear between nose and adapter
- Increased point and adapter life
- Interchangeable with existing adapters
- Suitable for all digging conditions



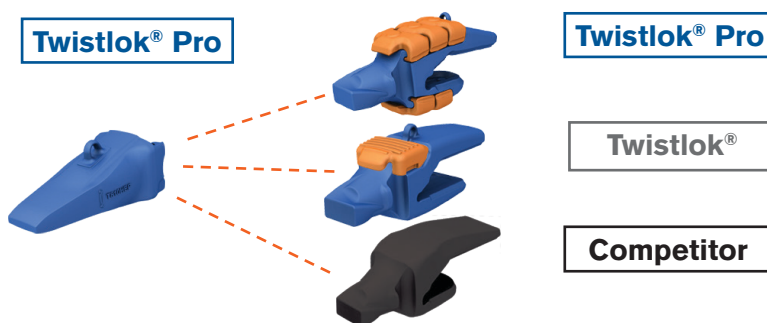
Twistlok® Pro Point Styles

Key	
	Mining
	Face Shovel
	Hydraulic Excavator



Interchangeable

Twistlok Pro points are interchangeable with existing Twistlok adapters and competitor's adapters with a helix style nose.



Our Innovation. Your Advantage.



Plate Lip Profile Styles and Options



Bradken offers a range of plate lip corner options (cast corners and straddles) and profile styles (straight, semi spade and full spade) for hydraulic excavators, front end loaders and electric face shovels.




Option 1: Straight Profile




Option 2: Semi Spade Profile




Option 3: Full Spade Profile




Option 1: Straddle



Option 2: Cast Corner



Option 3: Centreline with the Wing Plate



Option 4: Continuous Lip



Standard End



Cast Corner



Lip End Protector

Bradken has expanded the Defender range to accommodate site specific lip designs, including the aggressive spade angles used for free digging applications.



Our Innovation. Your Advantage.

All company, product names and identifying marks used throughout this publication are the property of their respective trademark owners. They are used for descriptive purposes only.
BK Sales & Marketing Global Record Flyer Twistlok Pro Overview BRADKEN©

