

ZAXIS-7 series

HITACHI

Reliable solutions

ZAXIS175/180W



WHEELED EXCAVATOR

Model code : ZX175W-7

Engine rated power : 105 kW (ISO 14396) /
100 kW (ISO 9249)

Operating weight : 17 000 – 18 500 kg

Bucket ISO heaped : 0.19 – 0.66 m³

Model code : ZX180W-7

Engine rated power : 128.4 kW (ISO 14396) /
122 kW (ISO 9249)

Operating weight : 17 700 – 19 500 kg

Bucket ISO heaped : 0.52 – 0.82 m³

You're in control

You're at the heart of Hitachi's design for its latest range of excavators. To continuously improve on previous generation machines we've focused on enhancing your experience in the cab as an operator.

We've considered the challenges you face as the owner of a successful business. And we've zoomed in on the ways in which we can support you over the life cycle of your machine.

By putting you at the heart of the Zaxis-7 range, we invite you to take control – over your workspace and your fleet. And by working in partnership, we will help you to create your vision.





Inside



In control of your business

8. Improve your profit



In control of your comfort

10. Feel the difference



In control of your environment

12. Increase your safety



In control of your assets

14. Boost your uptime



In control of your fleet

16. Manage your machine



In control of your uptime

18. Protect your investment




In control of your performance

20. Get more from your machine

Complete control

The new Zaxis-7 range of wheeled excavators puts you firmly in control, so you can feel assured of your machine's performance, and supported by the technological expertise and services that Hitachi provides.



The expanded cab interior provides a more comfortable working environment.



Sensors monitor oil continuously and contribute to preventative maintenance, helping to reduce downtime.



ConSite Pocket app allows you to manage and monitor your fleet remotely.



Options such as Hitachi ground engaging tools enable you to enhance the performance of your excavator.



Integrated console and seat suspension gives a greater sense of control, and helps to reduce fatigue.



Visibility of the job site is excellent thanks to the Aerial Angle camera system and new LCD monitor.



The short swing radius of the ZX175W-7 is ideal for working on narrow job sites, enhancing versatility.



The ECO gauge on the monitor indicates how to lower fuel consumption and reduce costs.



Improved access to components ensures maintenance is quick and easy.



The new HIOS-V hydraulic system reduces fuel consumption and increases front speed to enhance productivity.



1

2

18

3

4

17

5

16

15

14

6

7

13

8

9

HITACHI

10

11

12

Control zone

Enhanced comfort and safety features are at your fingertips in the refined cab of Zaxis-7 excavators, giving you the power to perform productively, with ease and reduced fatigue.

- 1 **Increased sweeping area of parallel link wiper** enhances visibility in difficult working conditions.
- 2 **Air conditioning and audio** are easily controlled via the monitor.
- 3 **Low-reflective colour 8" LCD monitor** is easy to view and navigate.
- 4 **USB socket and smartphone holder** helps you stay connected.
- 5 **Drinks holder** is easy to detach for cleaning.
- 6 **Additional joystick controls** for effortless operation.
- 7 **Ergonomic design** gives you convenient access to controls.
- 8 **Bluetooth®** for hands-free calls and **DAB+** radio for music while you work.
- 9 **Multifunctional control panel** makes operation easier.
- 10 **Improved sound isolation** makes this one of the quietest cabs in the market.
- 11 **User-friendly storage space** keeps your workspace tidy and clutter-free.
- 12 **Coat hooks** take care of your personal belongings.
- 13 **New blade and outrigger lever** provides fingertip control and is within easy reach.
- 14 **Integrated console and seat suspension** gives a greater sense of control and helps to reduce fatigue.
- 15 **One-touch adjustment lever for console** so you can work comfortably in the optimum position.
- 16 **Increased legroom** creates a more spacious cab.
- 17 **Front visibility** is improved by the slim steering column (with wider adjustment angle) and smaller steering wheel.
- 18 **Auto working brake** helps to reduce fatigue.



Operation is easy with ergonomically designed controls and switches.



Bluetooth® connection for hands-free calls while you work.

In control of your business



Improve your profit


The success of your business depends on the reliability and efficiency of your construction machinery. With Hitachi's latest Zaxis-7 wheeled excavators, you can count on the highest quality, the ultimate in operating comfort and reduced running costs – all of which will have a positive impact on your bottom line.

You can look forward to increasing your profits thanks to the impressive fuel economy of these Stage-V compliant machines. The stunning new-look ZX180W-7 delivers 7% less fuel consumption than the previous model. The new ZX175W-7 has exceptional digging force and lifting capacity to improve productivity.

Hitachi's industry-leading hydraulic system, HIOS V, increases front speed and reduces fuel consumption. Your operators can also control fuel efficiency – and reduce costs – by using the all-new ECO gauge. This is clearly visible on the multifunctional colour LCD eight-inch monitor.

In addition, you can boost your profits by working on a wider range of projects thanks to the excellent versatility of Zaxis-7 excavators. Different attachments are quickly changed using the enhanced attachment support system on the monitor.

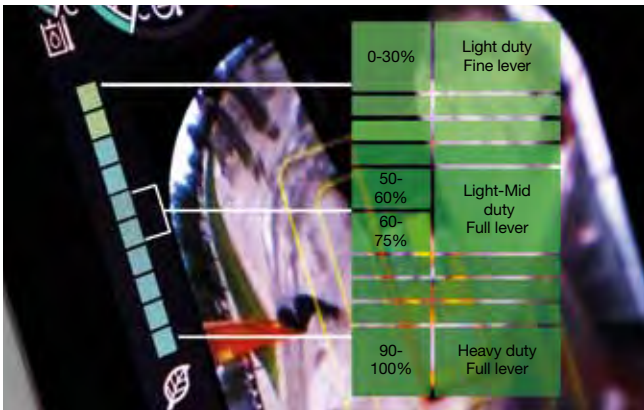
With a simple adjustment to suit your operator's preference and job site requirements, you can fine-tune your machine for optimum productivity – while still reducing fuel consumption.



A fuel saving of up to 7% is achieved with the HIOS V hydraulic system (ZX180W-7).



HIOS V hydraulic system increases front speed and reduces fuel consumption.



The ECO gauge helps to deliver better fuel consumption.



The attachment support system enables increased versatility.



You're in control with a spacious, tidy and enjoyable working environment.



The cab has ample space for your belongings.



The LCD monitor is easy to view with hi-res anti-glare screen.



In control of your comfort



Feel the difference

Hitachi's redesigned, state-of-the-art Zaxis-7 excavator cab gives you the perfect working environment. The ultra-spacious ZX175W-7 and ZX180W-7 offer you an industry-leading, first-class cab with the ultimate in comfort and quality, as well as low noise levels and less vibration than the previous generation.

Feel the difference with the synchronised motion of the seat and console, designed to ensure you feel less tired at the end of the working day. Stretch out in the most spacious Hitachi cab yet, with improved pedal layout, ample head clearance and legroom. And sit comfortably thanks to the easily adjustable console height with three positions to choose from, and the optional ride control system that suppresses vibrations from the front attachment.

Easy operation comes from the new ergonomic design of the console and switches, convenient access to controls, and features such as the auto working brake, cruise control and automatic transmission. You can navigate quickly through the menu on the 8" LCD monitor with the multifunctional controller. The hi-res anti-glare screen is also easier to view, and the refreshed layout offers a clear display and desirable functionality – such as air conditioning, DAB+ radio and Bluetooth®.

With more storage for your personal belongings, such as your coat, smartphone and drink, you'll feel instantly relaxed and ready for your shift. Added practical functions to the joysticks, such as engine idle and audio mute controls, will make your working day effortless and enjoyable.



Ergonomic multifunctional control panel provides easy access.

In control of your environment



Increase your safety

Your ability to work safely is vital, not only for your own wellbeing, but also for the successful completion of any project. To protect yourself and your machine from potential hazards, the new Hitachi Zaxis-7 excavators give you a superior view of your surroundings, so you can see the job site from all angles.

The visibility you enjoy from the cab includes an exceptional 270-degree bird's-eye view with the Aerial Angle camera system. You can choose from six image options to view the machine's immediate environment, which enables you to control your own safety – as well as that of those around you. Visibility through the cab's front window is also improved by the slim steering column (with wider adjustment angle) and smaller steering wheel.

To help you to work more confidently and efficiently, even in the most challenging of conditions, Zaxis-7 excavators are fitted with some impressive new features. From the LED work lights and the windscreen wiper with an increased sweeping area, wider mirrors (heated available as an option), to the large reflective strips on the counterweight and optional roller sunshades, you'll have the visibility you need when it matters most.

Attention to detail is also fundamental to a safe working environment – and the repositioning of the pilot shutoff lever is a perfect example. It is now within easy reach to prevent any unintentional actions. The parking brake also works with the pilot shutoff lever for added safety and convenience.



The lower first step makes entering the cab safer and easier.



Wider wiper design provides greater visibility.



Control your safety with the 270-degree view Aerial Angle camera system.



Choose between different image layouts to suit your working environment.



LED work lights improve visibility in challenging conditions.



The single-piece undercarriage is extremely robust.



Maintenance is easy at ground level.



Fenders on the undercarriage protect the upper structure and lights from dirt, keeping the machine clean.



Designed for durability and easy maintenance, Zaxis-7 excavators increase uptime and reduce the total cost of ownership.



In control of your assets



Boost your uptime

Completing a project on time and on budget depends on the ability of your construction equipment to perform all day, every day. That's why Hitachi owners have profited from generations of ultra-reliable and durable machinery – and the Zaxis-7 range is no exception.

The latest Hitachi wheeled excavators have been built to last, so that you can remain in complete control of your assets. They have been tested rigorously and continuously at dedicated facilities in Japan with the goal of significantly boosting your uptime.

As a result, a wide range of durable new components have been fitted to the latest Stage-V compliant machines – even down to the detail of the rigidity of the door hinges. The reliable new single-piece undercarriage benefits from greater oscillation of the axles, enhanced outrigger hydraulics, reduced risk of oil leakages, and several other improvements. Now standard on our Zaxis-7 range is a high-performance hydraulic filter to capture any dust in the hydraulic oil and help to reduce running costs.

Downtime is prevented by the durable after-treatment system, and also minimised by the priority given to easy maintenance and cleaning – saving you time and money. Peace of mind comes from such features as the two-way disconnect switch. This makes it possible to shut down power without resetting data on the monitor and prevents the battery from discharging during welding.



Manage your machine

Hitachi offers a wide range of after-sales services to help you feel in total control of your fleet and workload. These initiatives give you access to vital data and tools to manage your machine.

Remote monitoring systems Owner's Site and ConSite send operational data daily via GPRS or satellite from your excavator to www.globaleservice.com. This includes: ratios of operating hours to enhance efficiency; fuel consumption to manage running costs; and machine location for planning purposes. ConSite summarises the information in a monthly email.

The ConSite Pocket App sends you real-time alerts for issues arising with your machine. You'll receive recommendations on what to do and step-by-step help guides. The app also enables you to see the location of your fleet.

A unique innovation continuously monitors the quality of engine and hydraulic oil, 24/7. Data is transmitted daily via two oil sensors to Global e-Service. These detect if the oil quality has deteriorated, due to contamination or low viscosity. If this happens, you and your authorised Hitachi dealer will receive an alert.

This innovative feature provides accurate estimations of when oil changes are required. It reduces maintenance and unscheduled downtime, and gives you peace of mind thanks to scheduled servicing and ultimately a higher resale value.



The unique oil sensor reduces maintenance and downtime.



A wide range of data on Global e-Service enhances efficiency.



The alerts on the ConSite Pocket App provide real-time information.



Hitachi offers a wide range of after-sales services for planning maintenance and managing running costs.



Minimise downtime with Hitachi Genuine Parts.



HELP extended warranties and service contracts provide optimal performance.



Hitachi Premium Rental enables you to pay as you earn.



Hitachi provides the highest level of technical support.



In control of your uptime



Protect your investment

If your machine will be working in severe conditions, or you want to minimise repair costs, you can take advantage of a unique extended warranty programme called HELP (Hitachi Extended Life Program) and comprehensive service contracts. These can help to optimise performance, reduce downtime and ensure a higher resale value.

We apply the same technological expertise to our wide range of high-quality parts as we do our machines. As a result, you can minimise unscheduled downtime and ensure maximum availability.

The parts range includes Hitachi Genuine Parts, Performance Parts, filters, undercarriages, and remanufactured components. We also offer ground engaging tools and buckets, which have been manufactured to the same exacting standards.

As your business grows, you may need to extend your fleet to meet the demands of new contracts. Why not try before you buy with the Hitachi Premium Rental programme? This gives you immediate access to Zaxis-7 excavators for a period of one month to a year.

Along with the reliability, quality and service you would expect from the Hitachi brand, Hitachi Premium Rental offers flexible contracts and fixed costs that make it easier for you to budget.

In control of your performance



GET more from your machine

Designed to work in perfect harmony with your machine, Hitachi's buckets and ground engaging tools (GET) will increase your profit by maximising productivity and uptime. Manufactured to the same high standards as all Hitachi construction equipment, they offer unrivalled reliability and exceptional performance.

Buckets

You can increase the versatility of your excavator by choosing the right bucket for the job. For loading light materials or heavy-duty work, Hitachi buckets can be customised to meet your needs. You have a wide range of options to choose from – including digging buckets and ditch-cleaning buckets in GD and HD versions, with different capacities and widths – and quick coupler connections such as CW, pin grabber and S-coupling are also available.

Ground engaging tools

You can enhance the digging power and productivity of your excavator with Hitachi GET. Quick and safe to install and replace, they fit precisely to your attachments and can be tailored to suit the task. Using Hitachi GET can reduce your maintenance costs and downtime, lower fuel consumption and enhance the overall performance of your machine.



Hitachi buckets and GET are manufactured to the same high standards as all Hitachi construction equipment.



Hitachi buckets can be customised to suit the application.



An optional trailer support package is available for added convenience and versatility.



Hitachi GET include self-sharpening teeth and reliable adapters to ensure a precise fit.



EH dump trucks and EX ultra-large excavators



Special application excavators



Create your vision

In control of your world

When you take delivery of a Hitachi machine, you become part of the latest generation of a global family. With a 50-year heritage in designing hydraulic excavators, and a reputation as the industry's leading mining machine manufacturer, the Hitachi network will give you access to a range of exceptional construction equipment.

Like the new Zaxis-7 excavators, Hitachi wheel loaders, rigid dump trucks, and special application machines incorporate advanced technology and pioneering expertise. This is inspired by parent company Hitachi Ltd, which was founded on the philosophy to make a positive contribution to society through technology.

In addition to the latest products made at state-of-the-art facilities and built to the highest quality standards, you'll have the support of our experienced engineers and dedicated dealer personnel. You'll also benefit from market-leading services and initiatives, such as Premium Rental and Premium Used, which have been created to enhance your experience as a Hitachi customer.

Whatever vision you wish to create, Hitachi has the product, people, solutions and services you need to make it become a reality – and empower you to take control of your world.



ZW wheel loaders



Mini excavators

SPECIFICATIONS

ENGINE

ZX175W-7

Model	DEUTZ TCD4.1L4
Type	4-cycle water-cooled, common rail direct injection
Aspiration	Turbocharged with waste gate, intercooled, cooled EGR
Aftertreatment	DOC+DPF+SCR system
No. of cylinders	4
Rated power	
ISO 14396 : 2002	105 kW at 2 000 min ⁻¹
ISO 9249 : 2007	100 kW at 2 000 min ⁻¹
Maximum torque	550 Nm at 1 600 min ⁻¹
Piston displacement	4.038 L
Bore and stroke	101 mm x 126 mm
Batteries	2 x 12 V / 93 Ah

ZX180W-7

Model	Isuzu 4HK1X
Type	4-cycle water-cooled, common rail direct injection
Aspiration	Variable geometry turbocharged, intercooled, cooled EGR
Aftertreatment	DOC+CSF+SCR system
No. of cylinders	4
Rated power	
ISO 14396 : 2002	128.4 kW at 2 000 min ⁻¹
ISO 9249 : 2007	122 kW at 2 000 min ⁻¹
Maximum torque	670 Nm at 1 600 min ⁻¹
Piston displacement	5.193 L
Bore and stroke	115 mm x 125 mm
Batteries	2 x 12 V / 93 Ah

HYDRAULIC SYSTEM

Hydraulic Pumps

Main pumps	2 variable displacement axial piston pumps	
Maximum oil flow	ZX175W-7	2 x 117 L/min
	ZX180W-7	2 x 152 L/min
Pilot pump	1 gear pump	
Maximum oil flow	ZX175W-7	23.4 L/min
	ZX180W-7	30.0 L/min
Steering pump	1 gear pump	
Maximum oil flow	ZX175W-7	22.8 L/min
	ZX180W-7	26.9 L/min

Hydraulic Motors

Travel	1 variable displacement axial piston motor
Swing	1 axial piston motor

Relief Valve Settings

	ZX175W-7	ZX180W-7
Implement circuit	34.3 MPa	34.3 MPa
Swing circuit	33.4 MPa	31.8 MPa
Travel circuit	35.3 MPa	34.8 MPa
Pilot circuit	4.0 MPa	4.0 MPa
Power boost	36.3 MPa	36.3 MPa

Hydraulic Cylinders

ZX175W-7			
	Quantity	Bore	Rod diameter
Boom (2-Piece boom)	2	110	80
Arm	1	120	85
Bucket	1	100	70
Positioning (2-Piece boom)	1	145	90

ZX180W-7			
	Quantity	Bore	Rod diameter
Boom	2	110	80
Arm	1	120	90
Bucket	1	105	75
Positioning (2-Piece boom)	1	170	105

UPPERSTRUCTURE

Revolving Frame

D-section frame for resistance to deformation.

Swing Device

Axial piston motor with planetary reduction gear is bathed in oil. Swing circle is singlerow. Swing parking brake is spring-set/hydraulic-released disc type.

ZX175W-7

Swing speed 11.9 min⁻¹
Swing torque 33 kNm

ZX180W-7

Swing speed 11.5 min⁻¹
Swing torque 42.8 kNm

Operator's Cab

Independent spacious cab, 1 035 mm wide by 1 675 mm high, conforming to ISO* Standards.

* International Organization for Standardization

UNDERCARRIAGE

Wheeled type undercarriage. The frame is of welded, stress-relieved structure.

Drive system: 2 speed power shift transmission and variable displacement axial piston type travel motor.

Travel Speed (forward and reverse)

Max. travel speed	ZX175W-7	High : 35 km/h Low : 8.8 km/h Creeper : 2.0 km/h
	ZX180W-7	High : 35 km/h Low : 8.9 km/h Creeper : 2.5 km/h
Maximum traction force ...	ZX175W-7	102 kN
	ZX180W-7	102 kN

Gradeability 70% (35 degree) continuous

Min. turning radius 6 650 mm

Axle:

All-wheel drive.

The front axle can be locked hydraulically in any position.

Oscillating Front Axle ... ± 9°

Brakes system:

Maintenance free wet-disc brakes on axle are standard.

Fully hydraulic service brake system

ENVIRONMENT

Engine Emissions

EU Stage V

Sounds Level

ZX175W-7

Sound level in cab according to ISO 6396 : 2008 LpA 73 dB(A)

External sound level according to ISO 6395 : 2008 and

EU Directive 2000/14/EC LwA 100 dB(A)

ZX180W-7

Sound level in cab according to ISO 6396 : 2008..... LpA 71 dB(A)

External sound level according to ISO 6395 : 2008 and

EU Directive 2000/14/EC LwA 100 dB(A)

Air Conditioning System

The air conditioning system contains fluorinated greenhouse gases.

Refrigerant type: HFC-134a, GWP: 1430, Amount: 0.75 kg, CO₂e: 1.07 ton.

SERVICE REFILL CAPACITIES

	Unit: L	
	ZX175W-7	ZX180W-7
Fuel tank	250.0	290.0
Engine coolant	22.7	28.0
Engine oil	14.0	23.0
Swing device	3.2	6.2
Transmission	2.5	2.5
Hydraulic system	210.0	260.0
Hydraulic oil tank	88.0	114.0
DEF/AdBlue® tank	26.0	26.0
Front differential gear (STD axle)	9.5	9.5
Rear differential gear (STD axle)	14.0	14.0
Hub reduction gear		
Front axle (STD axle)	2 x 2.5	2 x 2.5
Rear axle (STD axle)	2 x 2.5	2 x 2.5

SPECIFICATIONS

WEIGHTS

Operating Weight

		ZX175W-7
Arm length	Stabilization	2-Piece
		kg
2.10 m	Rear blade	17 000
	Rear outrigger	17 300
	Outrigger and blade	18 100
	Front and rear outrigger	18 400
2.52 m	Rear blade	17 000
	Rear outrigger	17 300
	Outrigger and blade	18 100
	Front and rear outrigger	18 400
3.01 m	Rear blade	17 100
	Rear outrigger	17 400
	Outrigger and blade	18 200
	Front and rear outrigger	18 500

Including 0.50 m³ (ISO 7451 : 2007 heaped), bucket weight (420 kg) and counterweight (3 760 kg).

		ZX180W-7	
Arm length	Stabilization	Monoblock	2-Piece
		kg	kg
2.50 m	Rear blade	–	18 200
	Rear outrigger	–	18 400
	Outrigger and blade	–	19 300
	Front and rear outrigger	–	19 500
2.58 m	Rear blade	17 700	–
	Rear outrigger	18 000	–
	Outrigger and blade	18 800	–
	Front and rear outrigger	19 100	–

Including 0.60 m³ (ISO 7451 : 2007 heaped), bucket weight (500 kg) and counterweight : standard (3 400 kg), optional (3 800 kg).

BUCKET AND ARM DIGGING FORCE

Unit: kN

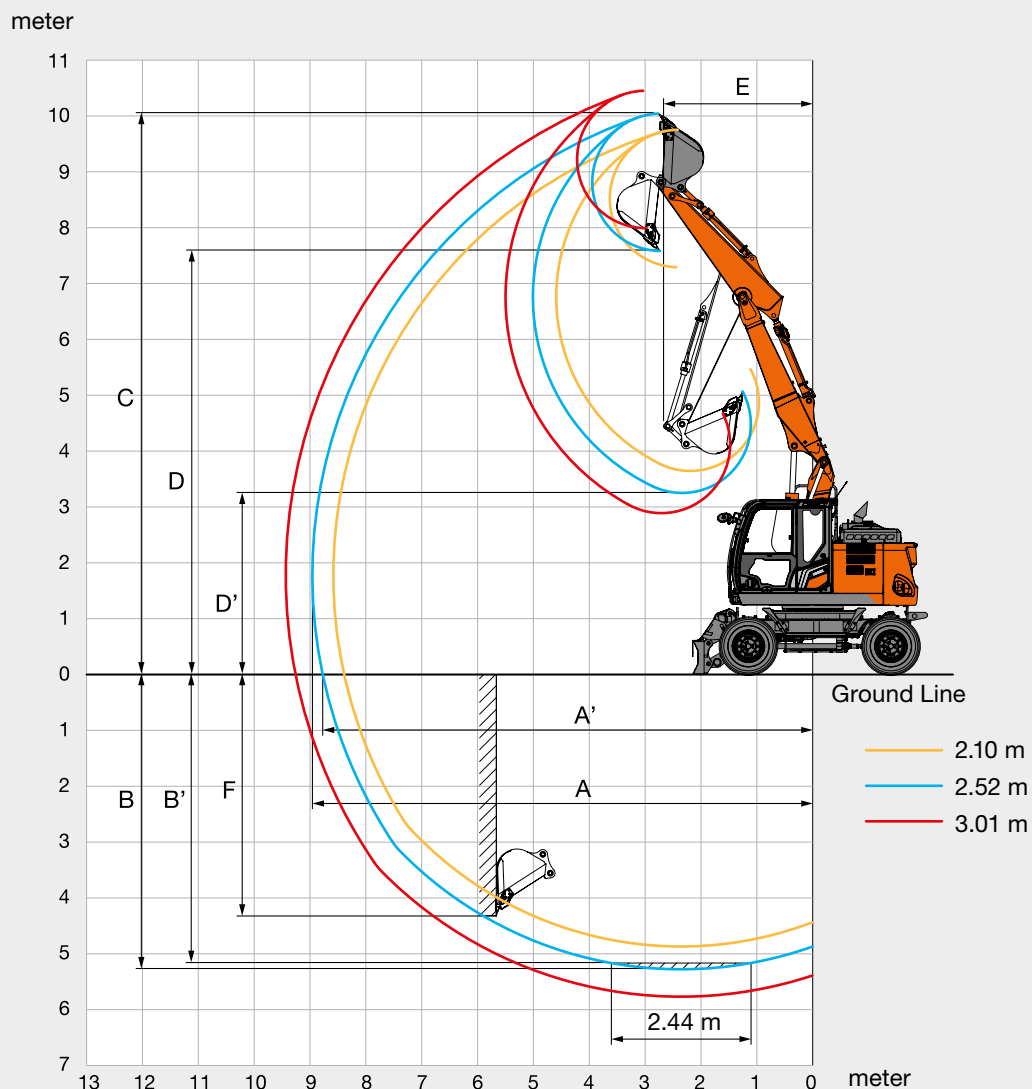
Boom Type	ZX175W-7			ZX180W-7	
	2-Piece boom			Monoblock boom	2-Piece boom
	2.10 m	2.52 m	3.01 m	2.58 m	2.50 m
Bucket digging force* ISO 6015 : 2006	104	104	104	108	108
Arm crowd force* ISO 6015 : 2006	84	75	67	87	85

* At power boost

SPECIFICATIONS

ZX175W-7

WORKING RANGES: 2-PIECE BOOM



Unit: mm

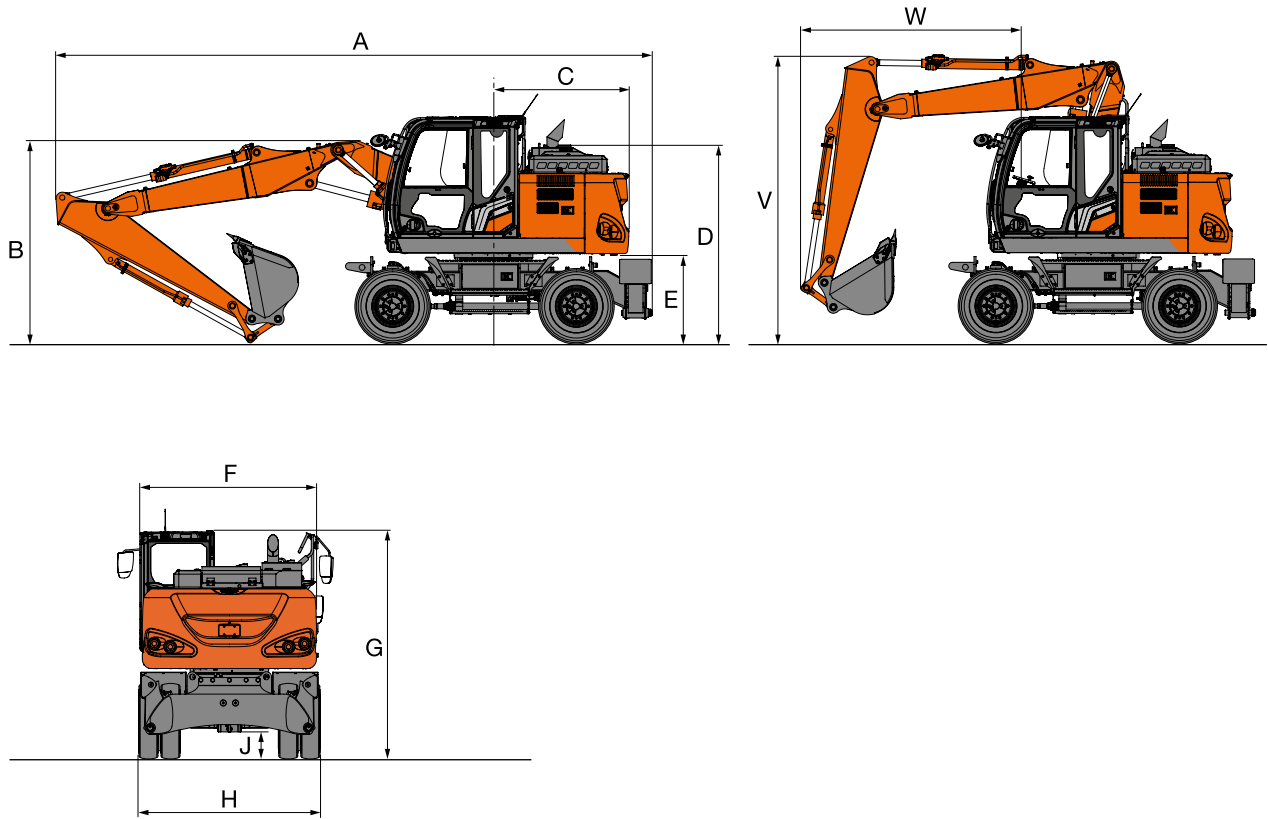
Front type	ZX175W-7		
	2-Piece boom		
Arm length	2.10 m	2.52 m	3.01 m
A Max. digging reach	8 580	8 960	9 430
A' Max. digging reach (on ground)	8 390	8 780	9 260
B Max. digging depth	4 870	5 290	5 770
B' Max. digging depth for 2.44 m level	4 760	5 180	5 670
C Max. cutting height	9 750	10 040	10 450
D Max. dumping height	7 290	7 570	7 990
D' Min. dumping height	3 640	3 250	2 890
E Min. swing radius	2 520	2 670	3 040
F Max. vertical wall digging depth	3 970	4 330	4 790

SPECIFICATIONS

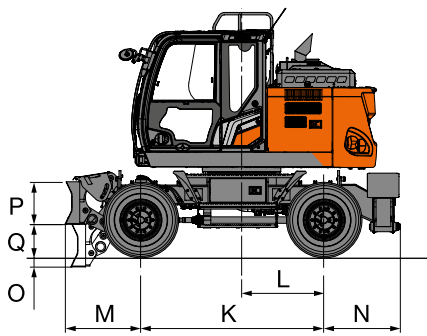
ZX175W-7

DIMENSIONS


2-PIECE BOOM



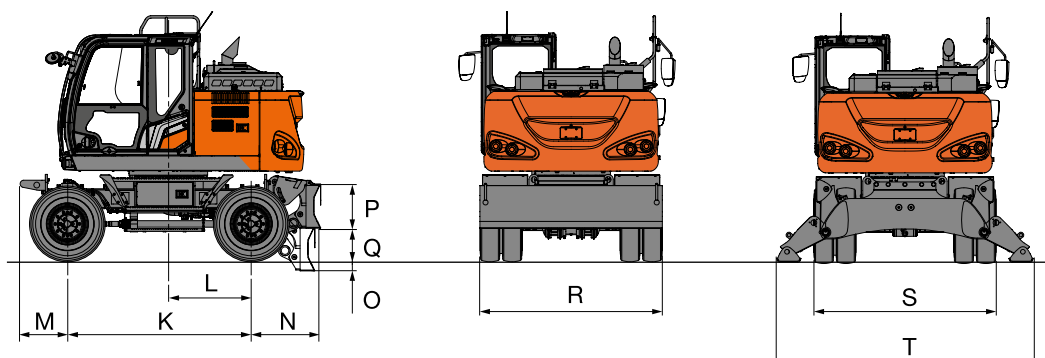
FRONT BLADE AND REAR OUTRIGGER



FRONT AND REAR OUTRIGGER



REAR BLADE



SPECIFICATIONS

ZX175W-7

DIMENSIONS

Unit: mm

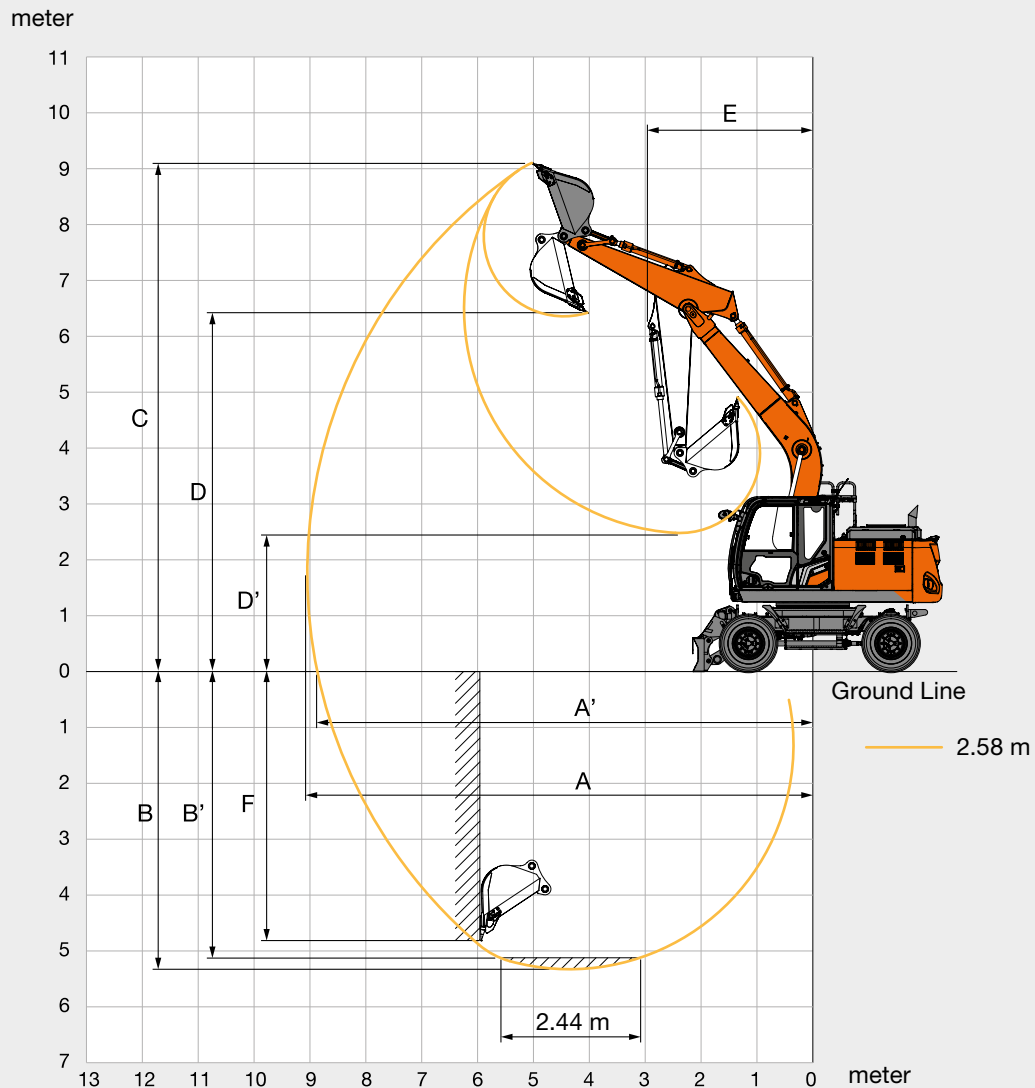
		ZX175W-7				
	Stabilizer type	Rear BL	Rear O/R	Front BL Rear O/R	Front O/R Rear BL	Front and Rear O/R
A	Overall length (with 2-piece boom)					
	Arm 2.10 m	8 210	8 270	8 270	8 210	8 270
	Arm 2.52 m	8 220	8 280	8 280	8 220	8 280
	Arm 3.01 m	8 190	8 250	8 250	8 190	8 250
B	Overall height of boom (with 2-piece boom)					
	Arm 2.10 m	3 000	3 000	3 000	3 000	3 000
	Arm 2.52 m	3 110	3 110	3 110	3 110	3 110
	Arm 3.01 m	3 350	3 350	3 350	3 350	3 350
C	Rear-end swing radius	1 850	1 850	1 850	1 850	1 850
D	Engine cover height	2 710	2 710	2 710	2 710	2 710
E	Counterweight clearance	1 215	1 215	1 215	1 215	1 215
F	Overall width of upper structure	2 480	2 480	2 480	2 480	2 480
G	Overall height of cabin	3 150	3 150	3 150	3 150	3 150
H	Overall width of tires	2 550 / 2 730	2 550 / 2 730	2 550 / 2 730	2 550 / 2 730	2 550 / 2 730
J	Min. ground clearance	350	350	350	350	350
K	Wheel base	2 550	2 550	2 550	2 550	2 550
L	Swing-center to rear axle	1 150	1 150	1 150	1 150	1 150
M	Front overhang	655	655	1 055	1 150	1 150
N	Rear overhang	965	1 060	1 060	965	1 060
O	Max. blade lower	145	–	145	145	–
P	Blade height	590	–	590	590	–
Q	Max. blade raise	445	–	445	445	–
R	Overall blade width	2 530 / 2 730	–	2 530 / 2 730	2 530 / 2 730	–
S	Overall width O/R retract	–	2 470	2 470	2 470	2 470
T	Overall width O/R extend	–	3 380	3 380	3 380	3 380
V	Overall boom height (traveling) (for 2-Piece boom only)					
	Arm 2.10 m	4 000	4 000	4 000	4 000	4 000
	Arm 2.52 m	4 000	4 000	4 000	4 000	4 000
	Arm 3.01 m	3 750	3 750	3 750	3 750	3 750
W	Front overhang (traveling) (for 2-Piece boom only)					
	Arm 2.10 m	2 870	2 870	2 870	2 870	2 870
	Arm 2.52 m	3 090	3 090	3 090	3 090	3 090
	Arm 3.01 m	4 890	4 890	4 890	4 890	4 890

Transportation dimensions are A (A'), B (B'), H (without blade) or A (A'), B (B'), R (with blade).

SPECIFICATIONS

ZX180W-7

WORKING RANGES: MONOBLOCK BOOM



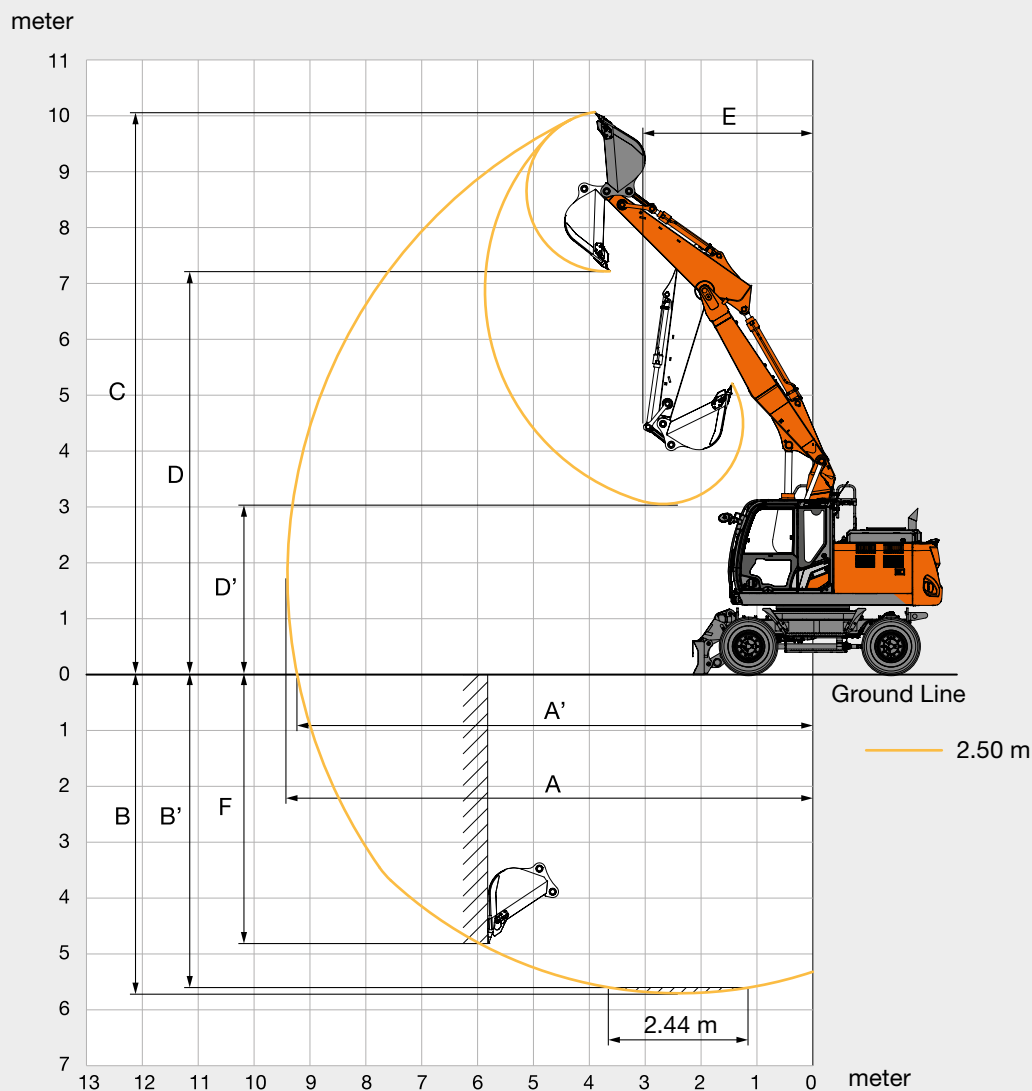
Unit: mm

	ZX180W-7
Front type	Monoblock boom
Arm length	2.58 m
A Max. digging reach	9 050
A' Max. digging reach (on ground)	8 870
B Max. digging depth	5 330
B' Max. digging depth for 2.44 m level	5 130
C Max. cutting height	9 100
D Max. dumping height	6 360
D' Min. dumping height	2 480
E Min. swing radius	2 940
F Max. vertical wall digging depth	4 810

SPECIFICATIONS

ZX180W-7

WORKING RANGES: 2-PIECE BOOM



Unit: mm

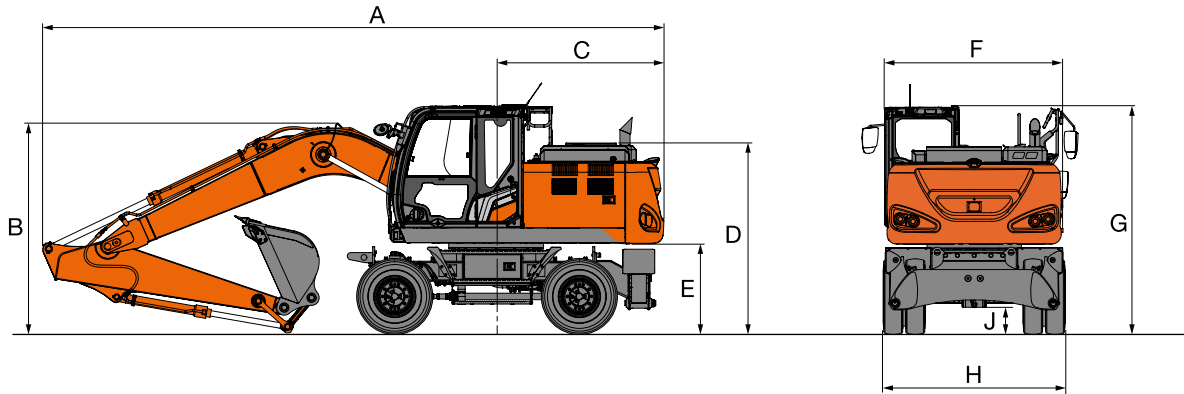
	ZX180W-7
Front type	2-Piece boom
Arm length	2.50 m
A Max. digging reach	9 450
A' Max. digging reach (on ground)	9 280
B Max. digging depth	5 720
B' Max. digging depth for 2.44 m level	5 620
C Max. cutting height	10 200
D Max. dumping height	7 340
D' Min. dumping height	3 050
E Min. swing radius	3 030
F Max. vertical wall digging depth	5 050

SPECIFICATIONS

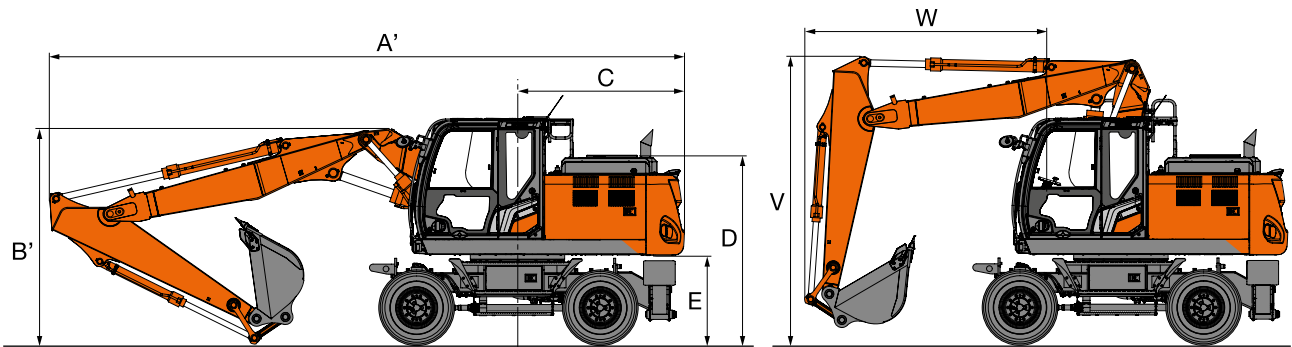
ZX180W-7

DIMENSIONS

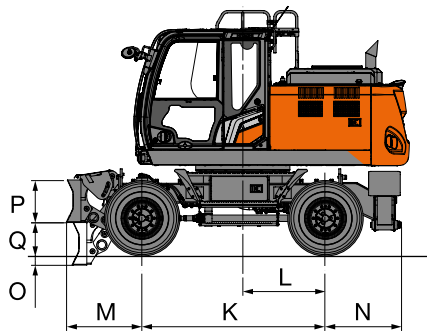
MONOBLOCK BOOM



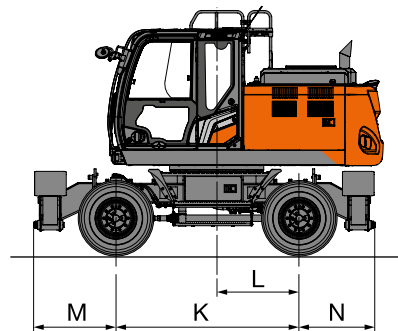
2-PIECE BOOM



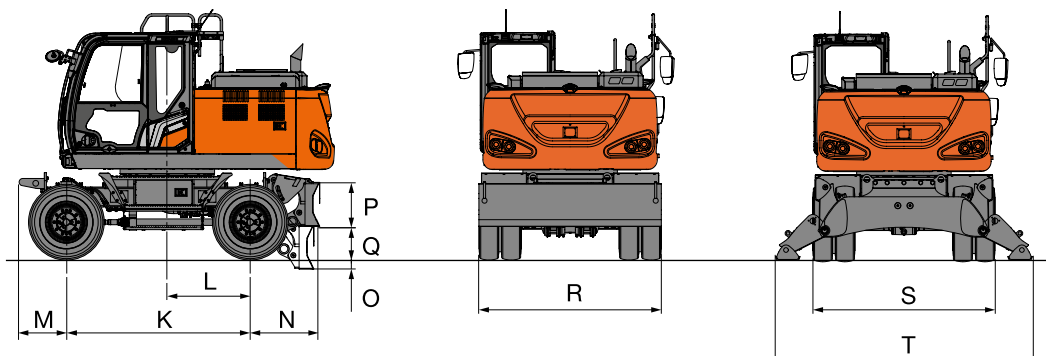
FRONT BLADE AND REAR OUTRIGGER



FRONT AND REAR OUTRIGGER



REAR BLADE



SPECIFICATIONS

ZX180W-7

DIMENSIONS

Unit: mm

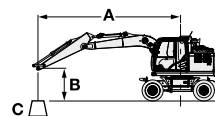
		ZX180W-7				
	Stabilizer Type	Rear BL	Rear O/R	Front BL Rear O/R	Front O/R Rear BL	Front and Rear O/R
A	Overall length (with monoblock boom)					
	Arm 2,58 m	8 580	8 580	8 580	8 580	8 580
A'	Overall length (with 2-piece boom)					
	Arm 2.50 m	8 810	8 810	8 810	8 810	8 810
B	Overall height of boom (with monoblock boom)					
	Arm 2,58 m	2 870	2 870	2 870	2 870	2 870
B'	Overall height of boom (with 2-piece boom)					
	Arm 2.50 m	3 050	3 050	3 050	3 050	3 050
C	Rear-end swing radius	2 320	2 320	2 320	2 320	2 320
D	Engine cover height	2 590	2 590	2 590	2 590	2 590
E	Counterweight clearance	1 235	1 235	1 235	1 235	1 235
F	Overall width of upper structure	2 480	2 480	2 480	2 480	2 480
G	Overall height of cabin	3 150	3 150	3 150	3 150	3 150
H	Overall width of tires	2 550 / 2 730	2 550 / 2 730	2 550 / 2 730	2 550 / 2 730	2 550 / 2 730
J	Min.ground clearance	350	350	350	350	350
K	Wheel base	2 550	2 550	2 550	2 550	2 550
L	Swing-center to rear axle	1 150	1 150	1 150	1 150	1 150
M	Front overhang	655	655	1 055	1 150	1 150
N	Rear overhang	965	1 060		965	1 060
O	Max. blade lower	145	–	145	145	–
P	Blade height	590	–	590	590	–
Q	Max. blade raise	445	–	445	445	–
R	Overall blade width	2 530 / 2 730	–	2 530 / 2 730	2 530 / 2 730	–
S	Overall Width O/R Retract	–	2 470	2 470	2 470	2 470
T	Overall Width O/R Extend	–	3 380	3 380	3 380	3 380
V	Overall boom height (traveling) (for 2-Piece boom only)					
	Arm 2.50 m	3 990	3 990	3 990	3 990	3 990
W	Front overhang (traveling) (for 2-Piece boom only)					
	Arm 2.50 m	3 440	3 440	3 440	3 440	3 440

Transportation dimensions are A (A'), B (B'), H (without blade) or A (A'), B (B'), R (with blade).

MACHINE CAPACITIES

ZX175W-7

- Notes:
1. Ratings are based on ISO 10567 : 2007.
 2. Machine capacity does not exceed 75% of tipping load with the machine on firm, level ground or 87% full hydraulic capacity.
 3. The load point is the center-line of the bucket pivot mounting pin on the arm.
 4. *Indicates load limited by hydraulic capacity.
 5. Each value with Rear blade up over the Front-axle side and each value with Rear blade down over the Rear-axle side respectively, and value in optimal position with positioning cylinder.
 6. 0 m = Ground.



- A: Load radius
B: Load point height
C: Machine capacity

For machine capacities, subtract installed attachment and quick hitch weight from machine capacities.

To determine lifting capacities, apply "Rating over-side or 360 degrees" machine capacities from the table and deduct weight of installed attachment and quick hitch.



Optional feature may affect machine performance.













ZX175W-7 2-PIECE BOOM, ARM 2.10 M, 3 760 KG COUNTERWEIGHT, STANDARD GAUGE

Rating over-front or rear Rating over-side or 360 degrees Unit : kg

Load point height (m)	Stabilization	Load radius										At max. reach		meter		
		1.5 m		3.0 m		4.5 m		6.0 m		7.5 m						
6.0 m	Rear blade up (over front)					*4 100	*4 100							*3 120	2 730	5.95
	Rear blade down (over rear)					*4 100	*4 100							*3 120	3 090	
	Rear outrigger down (over rear)					*4 100	*4 100							*3 120	*3 120	
	Front outrigger and rear blade down (over rear)					*4 100	*4 100							*3 120	*3 120	
	Front blade and rear outrigger down (over rear)					*4 100	*4 100							*3 120	*3 120	
	4 outrigger down (over rear)					*4 100	*4 100							*3 120	*3 120	
4.5 m	Rear blade up (over front)			*6 190	*6 190	*4 610	4 180	3 200	2 760					2 540	2 180	6.8
	Rear blade down (over rear)			*6 190	*6 190	*4 610	*4 610	*3 950	3 110					*2 910	2 470	
	Rear outrigger down (over rear)			*6 190	*6 190	*4 610	*4 610	*3 950	3 660					*2 910	*2 910	
	Front outrigger and rear blade down (over rear)			*6 190	*6 190	*4 610	*4 610	*3 950	*3 950					*2 910	*2 910	
	Front blade and rear outrigger down (over rear)			*6 190	*6 190	*4 610	*4 610	*3 950	*3 950					*2 910	*2 910	
	4 outrigger down (over rear)			*6 190	*6 190	*4 610	*4 610	*3 950	*3 950					*2 910	*2 910	
3.0 m	Rear blade up (over front)			*6 890	*6 890	*5 510	4 690	3 180	2 750					2 260	1 940	7.24
	Rear blade down (over rear)			*6 890	*6 890	*5 510	*5 510	4 110	3 100					*2 890	2 210	
	Rear outrigger down (over rear)			*6 890	*6 890	*5 510	*5 510	*4 260	3 640					*2 890	2 650	
	Front outrigger and rear blade down (over rear)			*6 890	*6 890	*5 510	*5 510	*4 260	*4 260					*2 890	*2 890	
	Front blade and rear outrigger down (over rear)			*6 890	*6 890	*5 510	*5 510	*4 260	*4 260					*2 890	*2 890	
	4 outrigger down (over rear)			*6 890	*6 890	*5 510	*5 510	*4 260	*4 260					*2 890	*2 890	
1.5 m	Rear blade up (over front)	*5 330	*5 330	8 360	*7 100	4 670	4 080	3 100	2 670					2 180	1 860	7.34
	Rear blade down (over rear)	*5 330	*5 330	*8 470	8 050	6 030	4 550	4 110	3 020					2 970	2 120	
	Rear outrigger down (over rear)	*5 330	*5 330	*8 470	*8 470	*6 200	5 310	4 270	3 600					*3 020	2 560	
	Front outrigger and rear blade down (over rear)	*5 330	*5 330	*8 470	*8 470	*6 200	*6 200	*4 550	4 340					*3 020	*3 020	
	Front blade and rear outrigger down (over rear)	*5 330	*5 330	*8 470	*8 470	*6 200	*6 200	*4 550	4 420					*3 020	*3 020	
	4 outrigger down (over rear)	*5 330	*5 330	*8 470	*8 470	*6 200	*6 200	*4 550	*4 550					*3 020	*3 020	
0 m (Ground)	Rear blade up (over front)	*8 980	*8 980	8 500	7 220	4 750	4 050	2 980	2 550					2 250	1 920	7.12
	Rear blade down (over rear)	*8 980	*8 980	*9 880	8 190	*6 080	4 600	4 050	2 900					3 080	2 190	
	Rear outrigger down (over rear)	*8 980	*8 980	*9 880	*9 750	6 290	5 390	4 260	3 480					3 250	2 640	
	Front outrigger and rear blade down (over rear)	*8 980	*8 980	*9 880	*9 880	*6 340	*6 340	*4 630	4 360					*3 340	3 320	
	Front blade and rear outrigger down (over rear)	*8 980	*8 980	*9 880	*9 880	*6 340	*6 340	*4 630	4 460					*3 340	*3 340	
	4 outrigger down (over rear)	*8 980	*8 980	*9 880	*9 880	*6 340	*6 340	*4 630	*4 630					*3 340	*3 340	
-1.5 m	Rear blade up (over front)	*15 600	*15 600	8 530	6 980	4 500	3 810	2 880	2 450					2 520	2 150	6.55
	Rear blade down (over rear)	*15 600	*15 600	*10 220	8 150	6 220	4 360	3 950	2 800					3 460	2 460	
	Rear outrigger down (over rear)	*15 600	*15 600	*10 220	10 020	*6 480	5 280	4 160	3 380					*3 520	2 970	
	Front outrigger and rear blade down (over rear)	*15 600	*15 600	*10 220	*10 220	*6 480	*6 480	*4 490	4 250					*3 520	*3 520	
	Front blade and rear outrigger down (over rear)	*15 600	*15 600	*10 220	*10 220	*6 480	*6 480	*4 490	4 360					*3 520	*3 520	
	4 outrigger down (over rear)	*15 600	*15 600	*10 220	*10 220	*6 480	*6 480	*4 490	*4 490					*3 520	*3 520	
-3.0 m	Rear blade up (over front)	*19 620	*19 620	8 340	6 800	4 360	3 680							3 840	3 250	4.9
	Rear blade down (over rear)	*19 620	*19 620	*9 980	7 960	*5 590	4 220							*4 670	3 730	
	Rear outrigger down (over rear)	*19 620	*19 620	*9 980	*9 980	*5 590	5 140							*4 670	4 520	
	Front outrigger and rear blade down (over rear)	*19 620	*19 620	*9 980	*9 980	*5 590	*5 590							*4 670	*4 670	
	Front blade and rear outrigger down (over rear)	*19 620	*19 620	*9 980	*9 980	*5 590	*5 590							*4 670	*4 670	
	4 outrigger down (over rear)	*19 620	*19 620	*9 980	*9 980	*5 590	*5 590							*4 670	*4 670	

ZX175W-7 2-PIECE BOOM, ARM 2.10 M, 3 760 KG COUNTERWEIGHT, WIDE GAUGE

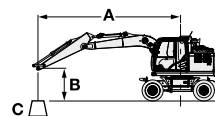
 Rating over-front or rear  Rating over-side or 360 degrees Unit : kg

Load point height (m)	Stabilization	Load radius										At max. reach		
		1.5 m		3.0 m		4.5 m		6.0 m		7.5 m				meter
														
6.0 m	Rear blade up (over front)					*4 100	*4 100					*3 120	2 990	5.95
	Rear blade down (over rear)					*4 100	*4 100					*3 120	*3 120	
	Rear outrigger down (over rear)					*4 100	*4 100					*3 120	*3 120	
	Front outrigger and rear blade down (over rear)					*4 100	*4 100					*3 120	*3 120	
	Front blade and rear outrigger down (over rear)					*4 100	*4 100					*3 120	*3 120	
	4 outrigger down (over rear)					*4 100	*4 100					*3 120	*3 120	
4.5 m	Rear blade up (over front)			*6 190	*6 190	*4 610	4 540	3 200	3 020			2 540	2 390	6.8
	Rear blade down (over rear)			*6 190	*6 190	*4 610	*4 610	*3 950	3 410			*2 910	2 720	
	Rear outrigger down (over rear)			*6 190	*6 190	*4 610	*4 610	*3 950	3 810			*2 910	*2 910	
	Front outrigger and rear blade down (over rear)			*6 190	*6 190	*4 610	*4 610	*3 950	*3 950			*2 910	*2 910	
	Front blade and rear outrigger down (over rear)			*6 190	*6 190	*4 610	*4 610	*3 950	*3 950			*2 910	*2 910	
	4 outrigger down (over rear)			*6 190	*6 190	*4 610	*4 610	*3 950	*3 950			*2 910	*2 910	
3.0 m	Rear blade up (over front)			*6 890	*6 890	4 690	4 440	3 180	3 010			2 260	2 140	7.24
	Rear blade down (over rear)			*6 890	*6 890	*5 510	4 970	4 110	3 390			*2 890	2 430	
	Rear outrigger down (over rear)			*6 890	*6 890	*5 510	*5 510	*4 260	3 780			*2 890	2 780	
	Front outrigger and rear blade down (over rear)			*6 890	*6 890	*5 510	*5 510	*4 260	*4 260			*2 890	*2 890	
	Front blade and rear outrigger down (over rear)			*6 890	*6 890	*5 510	*5 510	*4 260	*4 260			*2 890	*2 890	
	4 outrigger down (over rear)			*6 890	*6 890	*5 510	*5 510	*4 260	*4 260			*2 890	*2 890	
1.5 m	Rear blade up (over front)	*5 330	*5 330	8 360	*7 790	4 670	*4 420	3 100	2 930			2 180	2 050	7.34
	Rear blade down (over rear)	*5 330	*5 330	*8 470	*8 470	6 030	4 930	4 110	3 320			2 970	2 340	
	Rear outrigger down (over rear)	*5 330	*5 330	*8 470	*8 470	*6 200	5 530	4 270	3 770			*3 020	2 680	
	Front outrigger and rear blade down (over rear)	*5 330	*5 330	*8 470	*8 470	*6 200	*6 200	*4 550	4 490			*3 020	*3 020	
	Front blade and rear outrigger down (over rear)	*5 330	*5 330	*8 470	*8 470	*6 200	*6 200	*4 550	*4 550			*3 020	*3 020	
	4 outrigger down (over rear)	*5 330	*5 330	*8 470	*8 470	*6 200	*6 200	*4 550	*4 550			*3 020	*3 020	
0 m (Ground)	Rear blade up (over front)	*8 980	*8 980	8 500	7 920	4 750	4 450	2 980	2 810			2 250	2 120	7.12
	Rear blade down (over rear)	*8 980	*8 980	*9 880	9 010	*6 080	5 020	4 050	3 190			3 080	2 420	
	Rear outrigger down (over rear)	*8 980	*8 980	*9 880	*9 880	6 290	*5 600	4 260	3 650			3 250	2 770	
	Front outrigger and rear blade down (over rear)	*8 980	*8 980	*9 880	*9 880	*6 340	*6 340	*4 630	4 560			*3 340	*3 340	
	Front blade and rear outrigger down (over rear)	*8 980	*8 980	*9 880	*9 880	*6 340	*6 340	*4 630	*4 590			*3 340	*3 340	
	4 outrigger down (over rear)	*8 980	*8 980	*9 880	*9 880	*6 340	*6 340	*4 630	*4 630			*3 340	*3 340	
-1.5 m	Rear blade up (over front)	*15 600	*15 600	8 530	7 820	4 500	4 210	2 880	2 710			2 520	2 380	6.55
	Rear blade down (over rear)	*15 600	*15 600	*10 220	9 180	6 220	4 830	3 950	3 090			3 460	2 710	
	Rear outrigger down (over rear)	*15 600	*15 600	*10 220	*10 220	*6 480	5 560	4 160	3 550			*3 520	3 110	
	Front outrigger and rear blade down (over rear)	*15 600	*15 600	*10 220	*10 220	*6 480	*6 480	*4 490	4 460			*3 520	*3 520	
	Front blade and rear outrigger down (over rear)	*15 600	*15 600	*10 220	*10 220	*6 480	*6 480	*4 490	*4 490			*3 520	*3 520	
	4 outrigger down (over rear)	*15 600	*15 600	*10 220	*10 220	*6 480	*6 480	*4 490	*4 490			*3 520	*3 520	
-3.0 m	Rear blade up (over front)	*19 620	*19 620	8 340	7 640	4 360	4 070					3 840	3 600	4.9
	Rear blade down (over rear)	*19 620	*19 620	*9 980	8 990	*5 590	4 680					*4 670	4 130	
	Rear outrigger down (over rear)	*19 620	*19 620	*9 980	*9 980	*5 590	5 410					*4 670	*4 670	
	Front outrigger and rear blade down (over rear)	*19 620	*19 620	*9 980	*9 980	*5 590	*5 590					*4 670	*4 670	
	Front blade and rear outrigger down (over rear)	*19 620	*19 620	*9 980	*9 980	*5 590	*5 590					*4 670	*4 670	
	4 outrigger down (over rear)	*19 620	*19 620	*9 980	*9 980	*5 590	*5 590					*4 670	*4 670	

MACHINE CAPACITIES

ZX175W-7

- Notes:
1. Ratings are based on ISO 10567 : 2007.
 2. Machine capacity does not exceed 75% of tipping load with the machine on firm, level ground or 87% full hydraulic capacity.
 3. The load point is the center-line of the bucket pivot mounting pin on the arm.
 4. *Indicates load limited by hydraulic capacity.
 5. Each value with Rear blade up over the Front-axle side and each value with Rear blade down over the Rear-axle side respectively, and value in optimal position with positioning cylinder.
 6. 0 m = Ground.



- A: Load radius
B: Load point height
C: Machine capacity

For machine capacities, subtract installed attachment and quick hitch weight from machine capacities.

To determine lifting capacities, apply "Rating over-side or 360 degrees" machine capacities from the table and deduct weight of installed attachment and quick hitch.



Optional feature may affect machine performance.













ZX175W-7 2-PIECE BOOM, ARM 2.52 M, 3 760 KG COUNTERWEIGHT, STANDARD GAUGE

Rating over-front or rear Rating over-side or 360 degrees Unit : kg

Load point height (m)	Stabilization	Load radius										At max. reach		meter		
		1.5 m		3.0 m		4.5 m		6.0 m		7.5 m						
7.5 m	Rear blade up (over front)					*3 870	*3 870							*2 970	*2 970	5.04
	Rear blade down (over rear)					*3 870	*3 870							*2 970	*2 970	
	Rear outrigger down (over rear)					*3 870	*3 870							*2 970	*2 970	
	Front outrigger and rear blade down (over rear)					*3 870	*3 870							*2 970	*2 970	
	Front blade and rear outrigger down (over rear)					*3 870	*3 870							*2 970	*2 970	
	4 outrigger down (over rear)					*3 870	*3 870							*2 970	*2 970	
6.0 m	Rear blade up (over front)					*3 710	*3 710	*3 580	2 750					*2 550	2 420	6.41
	Rear blade down (over rear)					*3 710	*3 710	*3 580	3 100					*2 550	*2 550	
	Rear outrigger down (over rear)					*3 710	*3 710	*3 580	*3 580					*2 550	*2 550	
	Front outrigger and rear blade down (over rear)					*3 710	*3 710	*3 580	*3 580					*2 550	*2 550	
	Front blade and rear outrigger down (over rear)					*3 710	*3 710	*3 580	*3 580					*2 550	*2 550	
	4 outrigger down (over rear)					*3 710	*3 710	*3 580	*3 580					*2 550	*2 550	
4.5 m	Rear blade up (over front)			*4 570	*4 570	*4 240	4 170	*3 690	2 800					*2 410	1 980	7.21
	Rear blade down (over rear)			*4 570	*4 570	*4 240	*4 240	*3 690	*3 120					*2 410	2 250	
	Rear outrigger down (over rear)			*4 570	*4 570	*4 240	*4 240	*3 690	*3 630					*2 410	*2 410	
	Front outrigger and rear blade down (over rear)			*4 570	*4 570	*4 240	*4 240	*3 690	*3 690					*2 410	*2 410	
	Front blade and rear outrigger down (over rear)			*4 570	*4 570	*4 240	*4 240	*3 690	*3 690					*2 410	*2 410	
	4 outrigger down (over rear)			*4 570	*4 570	*4 240	*4 240	*3 690	*3 690					*2 410	*2 410	
3.0 m	Rear blade up (over front)			*6 820	*6 820	*5 170	4 060	*4 050	2 790	2 910	1 830			*2 410	1 770	7.62
	Rear blade down (over rear)			*6 820	*6 820	*5 170	*4 540	*4 050	3 090	*3 080	2 090			*2 410	2 020	
	Rear outrigger down (over rear)			*6 820	*6 820	*5 170	*5 170	*4 050	*3 590	*3 080	2 510			*2 410	*2 410	
	Front outrigger and rear blade down (over rear)			*6 820	*6 820	*5 170	*5 170	*4 050	*4 050	*3 080	*3 080			*2 410	*2 410	
	Front blade and rear outrigger down (over rear)			*6 820	*6 820	*5 170	*5 170	*4 050	*4 050	*3 080	*3 080			*2 410	*2 410	
	4 outrigger down (over rear)			*6 820	*6 820	*5 170	*5 170	*4 050	*4 050	*3 080	*3 080			*2 410	*2 410	
1.5 m	Rear blade up (over front)	*6 930	*6 930	*8 330	*7 010	5 970	4 010	4 040	2 710	2 870	1 790			*2 520	1 700	7.72
	Rear blade down (over rear)	*6 930	*6 930	*8 330	7 960	*5 990	4 480	*4 400	*3 060	*3 550	2 050			*2 520	1 940	
	Rear outrigger down (over rear)	*6 930	*6 930	*8 330	*8 330	*5 990	5 240	*4 400	3 590	*3 550	2 470			*2 520	2 350	
	Front outrigger and rear blade down (over rear)	*6 930	*6 930	*8 330	*8 330	*5 990	*5 990	*4 400	4 280	*3 550	3 090			*2 520	*2 520	
	Front blade and rear outrigger down (over rear)	*6 930	*6 930	*8 330	*8 330	*5 990	*5 990	*4 400	4 360	*3 550	3 170			*2 520	*2 520	
	4 outrigger down (over rear)	*6 930	*6 930	*8 330	*8 330	*5 990	*5 990	*4 400	*4 400	*3 550	*3 550			*2 520	*2 520	
0 m (Ground)	Rear blade up (over front)	*8 790	*8 790	*9 560	7 090	5 990	4 050	4 060	2 570	2 820	1 740			*2 780	1 740	7.51
	Rear blade down (over rear)	*8 790	*8 790	*9 560	8 050	*6 250	4 550	*4 550	2 920	*2 870	2 000			*2 780	2 000	
	Rear outrigger down (over rear)	*8 790	*8 790	*9 560	*9 560	*6 250	*5 290	*4 550	3 510	*2 870	2 420			*2 780	2 410	
	Front outrigger and rear blade down (over rear)	*8 790	*8 790	*9 560	*9 560	*6 250	*6 250	*4 550	*4 320	*2 870	*2 870			*2 780	*2 780	
	Front blade and rear outrigger down (over rear)	*8 790	*8 790	*9 560	*9 560	*6 250	*6 250	*4 550	*4 390	*2 870	*2 870			*2 780	*2 780	
	4 outrigger down (over rear)	*8 790	*8 790	*9 560	*9 560	*6 250	*6 250	*4 550	*4 550	*2 870	*2 870			*2 780	*2 780	
-1.5 m	Rear blade up (over front)	*13 460	*13 460	*10 060	6 950	*6 160	3 850	3 940	2 440					3 120	1 930	6.97
	Rear blade down (over rear)	*13 460	*13 460	*10 060	8 130	*6 340	4 410	*4 620	2 790					*3 300	2 210	
	Rear outrigger down (over rear)	*13 460	*13 460	*10 060	9 830	*6 340	5 330	*4 620	3 370					*3 300	2 670	
	Front outrigger and rear blade down (over rear)	*13 460	*13 460	*10 060	*10 060	*6 340	*6 340	*4 620	4 240					*3 300	*3 300	
	Front blade and rear outrigger down (over rear)	*13 460	*13 460	*10 060	*10 060	*6 340	*6 340	*4 620	4 350					*3 300	*3 300	
	4 outrigger down (over rear)	*13 460	*13 460	*10 060	*10 060	*6 340	*6 340	*4 620	*4 620					*3 300	*3 300	
-3.0 m	Rear blade up (over front)	*19 290	*19 290	*10 370	6 790	6 030	3 650							*3 850	2 590	5.69
	Rear blade down (over rear)	*19 290	*19 290	*10 370	7 960	*6 180	4 190							*3 850	2 960	
	Rear outrigger down (over rear)	*19 290	*19 290	*10 370	10 000	*6 180	5 110							*3 850	3 590	
	Front outrigger and rear blade down (over rear)	*19 290	*19 290	*10 370	*10 370	*6 180	*6 180							*3 850	*3 850	
	Front blade and rear outrigger down (over rear)	*19 290	*19 290	*10 370	*10 370	*6 180	*6 180							*3 850	*3 850	
	4 outrigger down (over rear)	*19 290	*19 290	*10 370	*10 370	*6 180	*6 180							*3 850	*3 850	

ZX175W-7 2-PIECE BOOM, ARM 2.52 M, 3 760 KG COUNTERWEIGHT, WIDE GAUGE

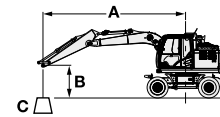
 Rating over-front or rear  Rating over-side or 360 degrees Unit : kg

Load point height (m)	Stabilization	Load radius										At max. reach		
		1.5 m		3.0 m		4.5 m		6.0 m		7.5 m				meter
														
7.5 m	Rear blade up (over front)					*3 870	*3 870					*2 970	*2 970	5.04
	Rear blade down (over rear)					*3 870	*3 870					*2 970	*2 970	
	Rear outrigger down (over rear)					*3 870	*3 870					*2 970	*2 970	
	Front outrigger and rear blade down (over rear)					*3 870	*3 870					*2 970	*2 970	
	Front blade and rear outrigger down (over rear)					*3 870	*3 870					*2 970	*2 970	
	4 outrigger down (over rear)					*3 870	*3 870					*2 970	*2 970	
6.0 m	Rear blade up (over front)					*3 710	*3 710	*3 580	3 010			*2 550	*2 550	6.41
	Rear blade down (over rear)					*3 710	*3 710	*3 580	3 390			*2 550	*2 550	
	Rear outrigger down (over rear)					*3 710	*3 710	*3 580	*3 580			*2 550	*2 550	
	Front outrigger and rear blade down (over rear)					*3 710	*3 710	*3 580	*3 580			*2 550	*2 550	
	Front blade and rear outrigger down (over rear)					*3 710	*3 710	*3 580	*3 580			*2 550	*2 550	
	4 outrigger down (over rear)					*3 710	*3 710	*3 580	*3 580			*2 550	*2 550	
4.5 m	Rear blade up (over front)			*4 570	*4 570	*4 240	*4 240	*3 690	*3 030			*2 410	2 180	7.21
	Rear blade down (over rear)			*4 570	*4 570	*4 240	*4 240	*3 690	3 380			*2 410	*2 410	
	Rear outrigger down (over rear)			*4 570	*4 570	*4 240	*4 240	*3 690	*3 690			*2 410	*2 410	
	Front outrigger and rear blade down (over rear)			*4 570	*4 570	*4 240	*4 240	*3 690	*3 690			*2 410	*2 410	
	Front blade and rear outrigger down (over rear)			*4 570	*4 570	*4 240	*4 240	*3 690	*3 690			*2 410	*2 410	
	4 outrigger down (over rear)			*4 570	*4 570	*4 240	*4 240	*3 690	*3 690			*2 410	*2 410	
3.0 m	Rear blade up (over front)			*6 820	*6 820	*5 170	4 410	*4 050	3 010	2 910	2 020	*2 410	1 950	7.62
	Rear blade down (over rear)			*6 820	*6 820	*5 170	4 940	*4 050	*3 340	*3 080	2 300	*2 410	2 230	
	Rear outrigger down (over rear)			*6 820	*6 820	*5 170	*5 170	*4 050	3 730	*3 080	2 630	*2 410	*2 410	
	Front outrigger and rear blade down (over rear)			*6 820	*6 820	*5 170	*5 170	*4 050	*4 050	*3 080	*3 080	*2 410	*2 410	
	Front blade and rear outrigger down (over rear)			*6 820	*6 820	*5 170	*5 170	*4 050	*4 050	*3 080	*3 080	*2 410	*2 410	
	4 outrigger down (over rear)			*6 820	*6 820	*5 170	*5 170	*4 050	*4 050	*3 080	*3 080	*2 410	*2 410	
1.5 m	Rear blade up (over front)	*6 930	*6 930	*8 330	7 700	5 970	4 350	*4 040	2 960	2 870	1 980	*2 520	1 880	7.72
	Rear blade down (over rear)	*6 930	*6 930	*8 330	*8 330	*5 990	*4 870	*4 400	3 350	*3 550	2 260	*2 520	2 150	
	Rear outrigger down (over rear)	*6 930	*6 930	*8 330	*8 330	*5 990	5 460	*4 400	*3 720	*3 550	2 590	*2 520	2 460	
	Front outrigger and rear blade down (over rear)	*6 930	*6 930	*8 330	*8 330	*5 990	*5 990	*4 400	*4 400	*3 550	3 230	*2 520	*2 520	
	Front blade and rear outrigger down (over rear)	*6 930	*6 930	*8 330	*8 330	*5 990	*5 990	*4 400	*4 400	*3 550	3 290	*2 520	*2 520	
	4 outrigger down (over rear)	*6 930	*6 930	*8 330	*8 330	*5 990	*5 990	*4 400	*4 400	*3 550	*3 550	*2 520	*2 520	
0 m (Ground)	Rear blade up (over front)	*8 790	*8 790	*9 560	7 800	5 990	4 420	4 060	2 830	2 820	1 930	*2 780	1 930	7.51
	Rear blade down (over rear)	*8 790	*8 790	*9 560	8 870	*6 250	*4 920	*4 550	3 220	*2 870	2 210	*2 780	2 200	
	Rear outrigger down (over rear)	*8 790	*8 790	*9 560	*9 560	*6 250	5 500	*4 550	3 670	*2 870	2 540	*2 780	2 530	
	Front outrigger and rear blade down (over rear)	*8 790	*8 790	*9 560	*9 560	*6 250	*6 250	*4 550	*4 450	*2 870	*2 870	*2 780	*2 780	
	Front blade and rear outrigger down (over rear)	*8 790	*8 790	*9 560	*9 560	*6 250	*6 250	*4 550	4 500	*2 870	*2 870	*2 780	*2 780	
	4 outrigger down (over rear)	*8 790	*8 790	*9 560	*9 560	*6 250	*6 250	*4 550	*4 550	*2 870	*2 870	*2 780	*2 780	
-1.5 m	Rear blade up (over front)	*13 460	*13 460	*10 060	7 800	*6 160	4 260	3 940	2 690			3 120	2 130	6.97
	Rear blade down (over rear)	*13 460	*13 460	*10 060	9 140	*6 340	4 870	*4 620	3 080			*3 300	2 440	
	Rear outrigger down (over rear)	*13 460	*13 460	*10 060	*10 060	*6 340	5 610	*4 620	3 540			*3 300	2 810	
	Front outrigger and rear blade down (over rear)	*13 460	*13 460	*10 060	*10 060	*6 340	*6 340	*4 620	4 440			*3 300	*3 300	
	Front blade and rear outrigger down (over rear)	*13 460	*13 460	*10 060	*10 060	*6 340	*6 340	*4 620	4 350			*3 300	*3 300	
	4 outrigger down (over rear)	*13 460	*13 460	*10 060	*10 060	*6 340	*6 340	*4 620	*4 620			*3 300	*3 300	
-3.0 m	Rear blade up (over front)	*19 290	*19 290	*10 370	7 630	6 030	4 040					*3 850	2 860	5.69
	Rear blade down (over rear)	*19 290	*19 290	*10 370	8 990	*6 180	4 650					*3 850	3 280	
	Rear outrigger down (over rear)	*19 290	*19 290	*10 370	*10 370	*6 180	5 380					*3 850	3 770	
	Front outrigger and rear blade down (over rear)	*19 290	*19 290	*10 370	*10 370	*6 180	*6 180					*3 850	*3 850	
	Front blade and rear outrigger down (over rear)	*19 290	*19 290	*10 370	*10 370	*6 180	*6 180					*3 850	*3 850	
	4 outrigger down (over rear)	*19 290	*19 290	*10 370	*10 370	*6 180	*6 180					*3 850	*3 850	

MACHINE CAPACITIES

ZX175W-7

- Notes:
1. Ratings are based on ISO 10567 : 2007.
 2. Machine capacity does not exceed 75% of tipping load with the machine on firm, level ground or 87% full hydraulic capacity.
 3. The load point is the center-line of the bucket pivot mounting pin on the arm.
 4. *Indicates load limited by hydraulic capacity.
 5. Each value with Rear blade up over the Front-axle side and each value with Rear blade down over the Rear-axle side respectively, and value in optimal position with positioning cylinder.
 6. 0 m = Ground.



- A: Load radius
B: Load point height
C: Machine capacity

For machine capacities, subtract installed attachment and quick hitch weight from machine capacities.

To determine lifting capacities, apply "Rating over-side or 360 degrees" machine capacities from the table and deduct weight of installed attachment and quick hitch.

Optional feature may affect machine performance.

ZX175W-7 2-PIECE BOOM, ARM 3.01 M, 3 760 KG COUNTERWEIGHT, STANDARD GUAGE

Rating over-front or rear Rating over-side or 360 degrees Unit : kg

Load point height (m)	Stabilization	Load radius										At max. reach		
		1.5 m		3.0 m		4.5 m		6.0 m		7.5 m				meter
7.5 m	Rear blade up (over front)					*3 310	*3 310					*2 490	*2 490	5.75
	Rear blade down (over rear)					*3 310	*3 310					*2 490	*2 490	
	Rear outrigger down (over rear)					*3 310	*3 310					*2 490	*2 490	
	Front outrigger and rear blade down (over rear)					*3 310	*3 310					*2 490	*2 490	
	Front blade and rear outrigger down (over rear)					*3 310	*3 310					*2 490	*2 490	
	4 outrigger down (over rear)					*3 310	*3 310					*2 490	*2 490	
6.0 m	Rear blade up (over front)					*3 270	*3 270	*3 220	1 880			*2 190	*2 190	6.98
	Rear blade down (over rear)					*3 270	*3 270	*3 220	2 140			*2 190	*2 190	
	Rear outrigger down (over rear)					*3 270	*3 270	*3 220	2 560			*2 190	*2 190	
	Front outrigger and rear blade down (over rear)					*3 270	*3 270	*3 220	*2 760			*2 190	*2 190	
	Front blade and rear outrigger down (over rear)					*3 270	*3 270	*3 220	*2 760			*2 190	*2 190	
	4 outrigger down (over rear)					*3 270	*3 270	*3 220	*2 760			*2 190	*2 190	
4.5 m	Rear blade up (over front)					*3 690	*3 690	*3 180	2 790	2 190	2 760	2 070	1 770	7.72
	Rear blade down (over rear)					*3 690	*3 690	*3 400	3 110	*2 760	3 110	*2 080	2 020	
	Rear outrigger down (over rear)					*3 690	*3 690	*3 400	*3 400	*2 760	3 660	*2 080	*2 080	
	Front outrigger and rear blade down (over rear)					*3 690	*3 690	*3 400	*3 400	*2 760	*3 950	*2 080	*2 080	
	Front blade and rear outrigger down (over rear)					*3 690	*3 690	*3 400	*3 400	*2 760	*3 950	*2 080	*2 080	
	4 outrigger down (over rear)					*3 690	*3 690	*3 400	*3 400	*2 760	*3 950	*2 080	*2 080	
3.0 m	Rear blade up (over front)			*5 890	*5 890	*4 650	4 050	3 130	2 750	2 190	1 880	1 870	1 600	8.11
	Rear blade down (over rear)			*5 890	*5 890	*4 760	4 530	*3 810	3 060	2 950	2 140	*2 070	1 830	
	Rear outrigger down (over rear)			*5 890	*5 890	*4 760	*4 760	*3 810	3 560	3 100	2 550	*2 070	*2 070	
	Front outrigger and rear blade down (over rear)			*5 890	*5 890	*4 760	*4 760	*3 810	*3 810	*3 310	3 170	*2 070	*2 070	
	Front blade and rear outrigger down (over rear)			*5 890	*5 890	*4 760	*4 760	*3 810	*3 810	*3 310	3 230	*2 070	*2 070	
	4 outrigger down (over rear)			*5 890	*5 890	*4 760	*4 760	*3 810	*3 810	*3 310	*3 310	*2 070	*2 070	
1.5 m	Rear blade up (over front)			*8 120	6 950	*4 560	3 970	3 110	2 750	2 140	1 830	1 800	1 530	8.2
	Rear blade down (over rear)			*8 120	7 890	*5 700	4 440	3 990	3 040	2 900	2 090	*2 160	1 760	
	Rear outrigger down (over rear)			*8 120	*8 120	*5 700	5 200	4 170	3 530	3 060	2 500	*2 160	2 130	
	Front outrigger and rear blade down (over rear)			*8 120	*8 120	*5 700	*5 700	*4 230	*4 230	*3 450	3 120	*2 160	*2 160	
	Front blade and rear outrigger down (over rear)			*8 120	*8 120	*5 700	*5 700	*4 230	*4 230	*3 450	3 190	*2 160	*2 160	
	4 outrigger down (over rear)			*8 120	*8 120	*5 700	*5 700	*4 230	*4 230	*3 450	*3 450	*2 160	*2 160	
0 m (Ground)	Rear blade up (over front)	*8 740	*8 740	8 230	6 970	4 570	3 990	3 060	2 640	2 070	1 760	1 840	1 560	8.0
	Rear blade down (over rear)	*8 740	*8 740	*9 160	7 930	5 910	4 460	4 010	2 990	2 830	2 010	*2 360	1 800	
	Rear outrigger down (over rear)	*8 740	*8 740	*9 160	*9 160	*6 120	5 200	4 170	3 560	2 990	2 440	*2 360	2 180	
	Front outrigger and rear blade down (over rear)	*8 740	*8 740	*9 160	*9 160	*6 160	*6 160	*4 470	4 240	*3 510	3 050	*2 360	*2 360	
	Front blade and rear outrigger down (over rear)	*8 740	*8 740	*9 160	*9 160	*6 160	*6 160	*4 470	*4 320	*3 510	3 130	*2 360	*2 360	
	4 outrigger down (over rear)	*8 740	*8 740	*9 160	*9 160	*6 160	*6 160	*4 470	*4 470	*3 510	*3 510	*2 360	*2 360	
-1.5 m	Rear blade up (over front)	*11 830	*11 830	*8 460	6 970	4 590	3 890	2 900	2 470			2 010	1 700	7.49
	Rear blade down (over rear)	*11 830	*11 830	*9 900	8 140	*6 230	4 440	3 960	2 820			*2 740	1 960	
	Rear outrigger down (over rear)	*11 830	*11 830	*9 900	*9 650	*6 230	5 370	4 170	3 400			*2 740	2 380	
	Front outrigger and rear blade down (over rear)	*11 830	*11 830	*9 900	*9 900	*6 230	*6 230	*4 540	4 260			*2 740	*2 740	
	Front blade and rear outrigger down (over rear)	*11 830	*11 830	*9 900	*9 900	*6 230	*6 230	*4 540	4 370			*2 740	*2 740	
	4 outrigger down (over rear)	*11 830	*11 830	*9 900	*9 900	*6 230	*6 230	*4 540	*4 540			*2 740	*2 740	
-3.0 m	Rear blade up (over front)	*18 120	*18 120	8 390	6 830	4 350	3 660	2 790	2 360			2 500	2 120	6.47
	Rear blade down (over rear)	*18 120	*18 120	*10 230	8 000	6 060	4 210	3 860	2 710			*3 280	2 430	
	Rear outrigger down (over rear)	*18 120	*18 120	*10 230	10 060	6 380	5 130	4 070	3 290			*3 280	2 950	
	Front outrigger and rear blade down (over rear)	*18 120	*18 120	*10 230	*10 230	*6 460	*6 460	*4 110	*4 110			*3 280	*3 280	
	Front blade and rear outrigger down (over rear)	*18 120	*18 120	*10 230	*10 230	*6 460	*6 460	*4 110	*4 110			*3 280	*3 280	
	4 outrigger down (over rear)	*18 120	*18 120	*10 230	*10 230	*6 460	*6 460	*4 110	*4 110			*3 280	*3 280	
-4.5 m	Rear blade up (over front)			8 170	6 630							7 920	6 450	3.06
	Rear blade down (over rear)			*8 180	7 790							*8 010	7 570	
	Rear outrigger down (over rear)			*8 180	*8 180							*8 010	*8 010	
	Front outrigger and rear blade down (over rear)			*8 180	*8 180							*8 010	*8 010	
	Front blade and rear outrigger down (over rear)			*8 180	*8 180							*8 010	*8 010	
	4 outrigger down (over rear)			*8 180	*8 180							*8 010	*8 010	

ZX175W-7 2-PIECE BOOM, ARM 3.01 M, 3 760 KG COUNTERWEIGHT, WIDE GUAGE

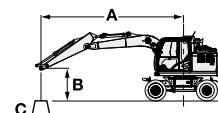
Rating over-front or rear Rating over-side or 360 degrees Unit : kg

Load point height (m)	Stabilization	Load radius										At max. reach			
		1.5 m		3.0 m		4.5 m		6.0 m		7.5 m				meter	
7.5 m	Rear blade up (over front)					*3 310	*3 310						*2 490	*2 490	5.75
	Rear blade down (over rear)					*3 310	*3 310						*2 490	*2 490	
	Rear outrigger down (over rear)					*3 310	*3 310						*2 490	*2 490	
	Front outrigger and rear blade down (over rear)					*3 310	*3 310						*2 490	*2 490	
	Front blade and rear outrigger down (over rear)					*3 310	*3 310						*2 490	*2 490	
	4 outrigger down (over rear)					*3 310	*3 310						*2 490	*2 490	
6.0 m	Rear blade up (over front)					*3 270	*3 270	*3 220	3 060				*2 190	*2 190	6.98
	Rear blade down (over rear)					*3 270	*3 270	*3 220	*3 220				*2 190	*2 190	
	Rear outrigger down (over rear)					*3 270	*3 270	*3 220	*3 220				*2 190	*2 190	
	Front outrigger and rear blade down (over rear)					*3 270	*3 270	*3 220	*3 220				*2 190	*2 190	
	Front blade and rear outrigger down (over rear)					*3 270	*3 270	*3 220	*3 220				*2 190	*2 190	
	4 outrigger down (over rear)					*3 270	*3 270	*3 220	*3 220				*2 190	*2 190	
4.5 m	Rear blade up (over front)					*3 690	*3 690	3 180	3 020	2 190	2 070	2 070	1 870	1 950	7.72
	Rear blade down (over rear)					*3 690	*3 690	*3 400	3 370	*2 760	2 350	*2 080	*2 080		
	Rear outrigger down (over rear)					*3 690	*3 690	*3 400	*3 400	*2 760	2 670	*2 080	*2 080		
	Front outrigger and rear blade down (over rear)					*3 690	*3 690	*3 400	*3 400	*2 760	*2 760	*2 080	*2 080		
	Front blade and rear outrigger down (over rear)					*3 690	*3 690	*3 400	*3 400	*2 760	*2 760	*2 080	*2 080		
	4 outrigger down (over rear)					*3 690	*3 690	*3 400	*3 400	*2 760	*2 760	*2 080	*2 080		
3.0 m	Rear blade up (over front)			*5 890	*5 890	*4 650	4 400	3 130	*2 970	2 190	2 060	1 870	1 760	8.11	
	Rear blade down (over rear)			*5 890	*5 890	*4 760	*4 760	*3 810	*3 310	2 950	2 340	*2 070	2 020		
	Rear outrigger down (over rear)			*5 890	*5 890	*4 760	*4 760	*3 810	3 710	3 100	2 670	*2 070	*2 070		
	Front outrigger and rear blade down (over rear)			*5 890	*5 890	*4 760	*4 760	*3 810	*3 810	*3 310	*3 280	*2 070	*2 070		
	Front blade and rear outrigger down (over rear)			*5 890	*5 890	*4 760	*4 760	*3 810	*3 810	*3 310	*3 310	*2 070	*2 070		
	4 outrigger down (over rear)			*5 890	*5 890	*4 760	*4 760	*3 810	*3 810	*3 310	*3 310	*2 070	*2 070		
1.5 m	Rear blade up (over front)			*8 120	7 630	*4 560	4 310	3 110	2 960	2 140	2 020	1 800	1 700	8.2	
	Rear blade down (over rear)			*8 120	*8 120	*5 700	*4 830	3 990	3 290	2 900	2 300	*2 160	1 950		
	Rear outrigger down (over rear)			*8 120	*8 120	*5 700	5 420	4 170	3 670	3 060	2 620	*2 160	*2 160		
	Front outrigger and rear blade down (over rear)			*8 120	*8 120	*5 700	*5 700	*4 230	*4 230	*3 450	3 260	*2 160	*2 160		
	Front blade and rear outrigger down (over rear)			*8 120	*8 120	*5 700	*5 700	*4 230	*4 230	*3 450	3 310	*2 160	*2 160		
	4 outrigger down (over rear)			*8 120	*8 120	*5 700	*5 700	*4 230	*4 230	*3 450	*3 450	*2 160	*2 160		
0 m (Ground)	Rear blade up (over front)	*8 740	*8 740	8 230	4 570	5 910	4 330	3 060	2 890	2 070	1 940	1 840	1 730	8.0	
	Rear blade down (over rear)	*8 740	*8 740	*9 160	8 740	5 910	4 830	4 010	3 270	2 830	2 220	*2 360	1 990		
	Rear outrigger down (over rear)	*8 740	*8 740	*9 160	*9 160	*6 120	5 420	4 170	3 720	2 990	2 550	*2 360	2 290		
	Front outrigger and rear blade down (over rear)	*8 740	*8 740	*9 160	*9 160	*6 160	*6 160	*4 470	4 380	*3 510	3 190	*2 360	*2 360		
	Front blade and rear outrigger down (over rear)	*8 740	*8 740	*9 160	*9 160	*6 160	*6 160	*4 470	4 430	*3 510	3 250	*2 360	*2 360		
	4 outrigger down (over rear)	*8 740	*8 740	*9 160	*9 160	*6 160	*6 160	*4 470	*4 470	*3 510	*3 510	*2 360	*2 360		
-1.5 m	Rear blade up (over front)	*11 830	*11 830	*8 460	7 820	4 590	4 290	2 900	2 720			2 010	1 890	7.49	
	Rear blade down (over rear)	*11 830	*11 830	*9 160	8 940	*6 230	4 910	3 960	3 110			*2 740	2 170		
	Rear outrigger down (over rear)	*11 830	*11 830	*9 160	*9 900	*6 230	*5 570	4 170	3 570			*2 740	2 500		
	Front outrigger and rear blade down (over rear)	*11 830	*11 830	*9 160	*9 900	*6 230	*6 230	*4 540	4 460			*2 740	*2 740		
	Front blade and rear outrigger down (over rear)	*11 830	*11 830	*9 160	*9 900	*6 230	*6 230	*4 540	*4 540			*2 740	*2 740		
	4 outrigger down (over rear)	*11 830	*11 830	*9 160	*9 900	*6 230	*6 230	*4 540	*4 540			*2 740	*2 740		
-3.0 m	Rear blade up (over front)	*18 120	*18 120	8 390	7 680	4 350	4 060	2 790	2 620			2 500	2 340	6.47	
	Rear blade down (over rear)	*18 120	*18 120	*10 230	9 040	6 060	4 670	3 860	3 000			*3 280	2 690		
	Rear outrigger down (over rear)	*18 120	*18 120	*10 230	10 230	6 380	5 400	4 070	3 460			*3 280	3 100		
	Front outrigger and rear blade down (over rear)	*18 120	*18 120	*10 230	*10 230	*6 460	*6 460	*4 110	*4 110			*3 280	*3 280		
	Front blade and rear outrigger down (over rear)	*18 120	*18 120	*10 230	*10 230	*6 460	*6 460	*4 110	*4 110			*3 280	*3 280		
	4 outrigger down (over rear)	*18 120	*18 120	*10 230	*10 230	*6 460	*6 460	*4 110	*4 110			*3 280	*3 280		
-4.5 m	Rear blade up (over front)			8 170	7 470							7 920	7 260	3.06	
	Rear blade down (over rear)			*8 180	*8 180							*8 010	*8 010		
	Rear outrigger down (over rear)			*8 180	*8 180							*8 010	*8 010		
	Front outrigger and rear blade down (over rear)			*8 180	*8 180							*8 010	*8 010		
	Front blade and rear outrigger down (over rear)			*8 180	*8 180							*8 010	*8 010		
	4 outrigger down (over rear)			*8 180	*8 180							*8 010	*8 010		

MACHINE CAPACITIES

ZX180W-7

- Notes:
1. Ratings are based on ISO 10567 : 2007.
 2. Machine capacity does not exceed 75% of tipping load with the machine on firm, level ground or 87% full hydraulic capacity.
 3. The load point is the center-line of the bucket pivot mounting pin on the arm.
 4. *Indicates load limited by hydraulic capacity.
 5. Each value with Rear blade up over the Front-axle side and each value with Rear blade down over the Rear-axle side respectively, and value in optimal position with positioning cylinder.
 6. 0 m = Ground.



- A: Load radius
B: Load point height
C: Machine capacity

For machine capacities, subtract installed attachment and quick hitch weight from machine capacities.

To determine lifting capacities, apply "Rating over-side or 360 degrees" machine capacities from the table and deduct weight of installed attachment and quick hitch.



Optional feature may affect machine performance.













ZX180W-7 MONOBLOCK BOOM, ARM 2.58 M, 3 400 KG COUNTERWEIGHT, STANDARD GAUGE

Rating over-front or rear Rating over-side or 360 degrees Unit : kg

Load point height (m)	Stabilization	Load radius										At max. reach		meter				
		1.5 m		3.0 m		4.5 m		6.0 m		7.5 m								
6.0 m	Rear blade up (over front)																	
	Rear blade down (over rear)																	
	Rear outrigger down (over rear)																	
	Front outrigger and rear blade down (over rear)																	
	Front blade and rear outrigger down (over rear)																	
	4 outrigger down (over rear)																	
4.5 m	Rear blade up (over front)																	
	Rear blade down (over rear)																	
	Rear outrigger down (over rear)																	
	Front outrigger and rear blade down (over rear)																	
	Front blade and rear outrigger down (over rear)																	
	4 outrigger down (over rear)																	
3.0 m	Rear blade up (over front)																	
	Rear blade down (over rear)																	
	Rear outrigger down (over rear)																	
	Front outrigger and rear blade down (over rear)																	
	Front blade and rear outrigger down (over rear)																	
	4 outrigger down (over rear)																	
1.5 m	Rear blade up (over front)																	
	Rear blade down (over rear)																	
	Rear outrigger down (over rear)																	
	Front outrigger and rear blade down (over rear)																	
	Front blade and rear outrigger down (over rear)																	
	4 outrigger down (over rear)																	
0 m (Ground)	Rear blade up (over front)																	
	Rear blade down (over rear)																	
	Rear outrigger down (over rear)																	
	Front outrigger and rear blade down (over rear)																	
	Front blade and rear outrigger down (over rear)																	
	4 outrigger down (over rear)																	
-1.5 m	Rear blade up (over front)																	
	Rear blade down (over rear)																	
	Rear outrigger down (over rear)																	
	Front outrigger and rear blade down (over rear)																	
	Front blade and rear outrigger down (over rear)																	
	4 outrigger down (over rear)																	
-3.0 m	Rear blade up (over front)																	
	Rear blade down (over rear)																	
	Rear outrigger down (over rear)																	
	Front outrigger and rear blade down (over rear)																	
	Front blade and rear outrigger down (over rear)																	
	4 outrigger down (over rear)																	

ZX180W-7 MONOBLOCK BOOM, ARM 2.58 M, 3 400 KG COUNTERWEIGHT, WIDE GAUGE

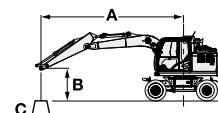
 Rating over-front or rear  Rating over-side or 360 degrees Unit : kg

Load point height (m)	Stabilization	Load radius										At max. reach			
		1.5 m		3.0 m		4.5 m		6.0 m		7.5 m				meter	
															
6.0 m	Rear blade up (over front)								*3 720	3 190			*3 130	2 950	6.27
	Rear blade down (over rear)								*3 720	3 590			*3 130	*3 130	
	Rear outrigger down (over rear)								*3 720	*3 720			*3 130	*3 130	
	Front outrigger and rear blade down (over rear)								*3 720	*3 720			*3 130	*3 130	
	Front blade and rear outrigger down (over rear)								*3 720	*3 720			*3 130	*3 130	
	4 outrigger down (over rear)								*3 720	*3 720			*3 130	*3 130	
4.5 m	Rear blade up (over front)					*5 440	4 890	4 490	3 120				*3 060	2 370	7.09
	Rear blade down (over rear)					*5 440	*5 440	*4 720	3 520				*3 060	2 680	
	Rear outrigger down (over rear)					*5 440	*5 440	*4 720	3 980				*3 060	3 040	
	Front outrigger and rear blade down (over rear)					*5 440	*5 440	*4 720	*4 720				*3 060	*3 060	
	Front blade and rear outrigger down (over rear)					*5 440	*5 440	*4 720	*4 720				*3 060	*3 060	
	4 outrigger down (over rear)					*5 440	*5 440	*4 720	*4 720				*3 060	*3 060	
3.0 m	Rear blade up (over front)					*6 610	4 540	4 340	2 980	3 080	2 100		3 070	2 100	7.51
	Rear blade down (over rear)					*6 610	5 180	*5 120	3 380	*3 220	2 390		*3 170	2 390	
	Rear outrigger down (over rear)					*6 610	5 910	*5 120	3 830	*3 220	2 720		*3 170	2 710	
	Front outrigger and rear blade down (over rear)					*6 610	*6 610	*5 120	4 770	*3 220	*3 220		*3 170	*3 170	
	Front blade and rear outrigger down (over rear)					*6 610	*6 610	*5 120	4 860	*3 220	*3 220		*3 170	*3 170	
	4 outrigger down (over rear)					*6 610	*6 610	*5 120	*5 120	*3 220	*3 220		*3 170	*3 170	
1.5 m	Rear blade up (over front)					6 350	4 200	4 170	2 820	3 010	2 040		2 950	2 000	7.61
	Rear blade down (over rear)					*7 500	4 830	*5 490	3 220	*4 020	2 330		*3 460	2 280	
	Rear outrigger down (over rear)					*7 500	5 550	*5 490	3 670	*4 020	2 650		*3 460	2 600	
	Front outrigger and rear blade down (over rear)					*7 500	7 070	*5 490	4 600	*4 020	3 320		*3 460	3 250	
	Front blade and rear outrigger down (over rear)					*7 500	7 210	*5 490	4 690	*4 020	3 380		*3 460	3 310	
	4 outrigger down (over rear)					*7 500	*7 500	*5 490	5 260	*4 020	3 770		*3 460	*3 460	
0 m (Ground)	Rear blade up (over front)			*5 410	*5 410	6 140	4 010	4 050	2 710				3 030	2 040	7.4
	Rear blade down (over rear)			*5 410	*5 410	*7 650	4 630	*5 560	3 110				*4 000	2 330	
	Rear outrigger down (over rear)			*5 410	*5 410	*7 650	5 340	*5 560	3 550				*4 000	2 660	
	Front outrigger and rear blade down (over rear)			*5 410	*5 410	*7 650	6 850	*5 560	4 480				*4 000	3 340	
	Front blade and rear outrigger down (over rear)			*5 410	*5 410	*7 650	6 990	*5 560	4 560				*4 000	3 400	
	4 outrigger down (over rear)			*5 410	*5 410	*7 650	*7 650	*5 560	5 130				*4 000	3 800	
-1.5 m	Rear blade up (over front)			*9 630	7 300	6 080	3 960	4 010	2 680				3 360	2 260	6.84
	Rear blade down (over rear)			*9 630	8 650	*7 010	4 570	*5 110	3 070				*4 170	2 580	
	Rear outrigger down (over rear)			*9 630	*9 630	*7 010	5 290	*5 110	3 510				*4 170	2 950	
	Front outrigger and rear blade down (over rear)			*9 630	*9 630	*7 010	6 790	*5 110	4 440				*4 170	3 710	
	Front blade and rear outrigger down (over rear)			*9 630	*9 630	*7 010	6 930	*5 110	4 520				*4 170	3 770	
	4 outrigger down (over rear)			*9 630	*9 630	*7 010	*7 010	*5 110	5 090				*4 170	*4 170	
-3.0 m	Rear blade up (over front)			*7 320	*7 320	*5 490	4 020						*3 850	2 830	5.85
	Rear blade down (over rear)			*7 320	*7 320	*5 490	4 640						*3 850	3 240	
	Rear outrigger down (over rear)			*7 320	*7 320	*5 490	5 360						*3 850	3 710	
	Front outrigger and rear blade down (over rear)			*7 320	*7 320	*5 490	*5 490						*3 850	*3 850	
	Front blade and rear outrigger down (over rear)			*7 320	*7 320	*5 490	*5 490						*3 850	*3 850	
	4 outrigger down (over rear)			*7 320	*7 320	*5 490	*5 490						*3 850	*3 850	

MACHINE CAPACITIES

ZX180W-7

- Notes:
1. Ratings are based on ISO 10567 : 2007.
 2. Machine capacity does not exceed 75% of tipping load with the machine on firm, level ground or 87% full hydraulic capacity.
 3. The load point is the center-line of the bucket pivot mounting pin on the arm.
 4. *Indicates load limited by hydraulic capacity.
 5. Each value with Rear blade up over the Front-axle side and each value with Rear blade down over the Rear-axle side respectively, and value in optimal position with positioning cylinder.
 6. 0 m = Ground.



- A: Load radius
B: Load point height
C: Machine capacity

For machine capacities, subtract installed attachment and quick hitch weight from machine capacities.

To determine lifting capacities, apply "Rating over-side or 360 degrees" machine capacities from the table and deduct weight of installed attachment and quick hitch.



Optional feature may affect machine performance.













ZX180W-7 2-PIECE BOOM, ARM 2.50 M, 3 400 KG COUNTERWEIGHT, STANDARD GAUGE

Rating over-front or rear Rating over-side or 360 degrees Unit : kg

Load point height (m)	Stabilization	Load radius										At max. reach		meter		
		1.5 m		3.0 m		4.5 m		6.0 m		7.5 m						
7.5 m	Rear blade up (over front)					*4 240	*4 240							*2 430	*2 430	5.48
	Rear blade down (over rear)					*4 240	*4 240							*2 430	*2 430	
	Rear outrigger down (over rear)					*4 240	*4 240							*2 430	*2 430	
	Front outrigger and rear blade down (over rear)					*4 240	*4 240							*2 430	*2 430	
	Front blade and rear outrigger down (over rear)					*4 240	*4 240							*2 430	*2 430	
	4 outrigger down (over rear)					*4 240	*4 240							*2 430	*2 430	
6.0 m	Rear blade up (over front)					*4 320	*4 320	*4 050	2 990					*2 100	*2 100	6.76
	Rear blade down (over rear)					*4 320	*4 320	*4 050	3 360					*2 100	*2 100	
	Rear outrigger down (over rear)					*4 320	*4 320	*4 050	3 930					*2 100	*2 100	
	Front outrigger and rear blade down (over rear)					*4 320	*4 320	*4 050	*4 050					*2 100	*2 100	
	Front blade and rear outrigger down (over rear)					*4 320	*4 320	*4 050	*4 050					*2 100	*2 100	
	4 outrigger down (over rear)					*4 320	*4 320	*4 050	*4 050					*2 100	*2 100	
4.5 m	Rear blade up (over front)			*6 530	*6 530	*5 050	4 530	*4 280	3 030	*2 140	1 920			*1 980	1 910	7.52
	Rear blade down (over rear)			*6 530	*6 530	*5 050	*5 050	*4 280	3 360	*2 140	*2 140			*1 980	*1 980	
	Rear outrigger down (over rear)			*6 530	*6 530	*5 050	*5 050	*4 280	3 880	*2 140	*2 140			*1 980	*1 980	
	Front outrigger and rear blade down (over rear)			*6 530	*6 530	*5 050	*5 050	*4 280	*4 280	*2 140	*2 140			*1 980	*1 980	
	Front blade and rear outrigger down (over rear)			*6 530	*6 530	*5 050	*5 050	*4 280	*4 280	*2 140	*2 140			*1 980	*1 980	
	4 outrigger down (over rear)			*6 530	*6 530	*5 050	*5 050	*4 280	*4 280	*2 140	*2 140			*1 980	*1 980	
3.0 m	Rear blade up (over front)			*7 540	*7 540	*6 180	4 390	4 410	*3 000	3 110	1 920			*1 980	1 700	7.92
	Rear blade down (over rear)			*7 540	*7 540	*6 180	4 890	*4 740	3 320	*4 020	2 190			*1 980	1 950	
	Rear outrigger down (over rear)			*7 540	*7 540	*6 180	*5 680	*4 740	3 830	*4 020	2 620			*1 980	*1 980	
	Front outrigger and rear blade down (over rear)			*7 540	*7 540	*6 180	*6 180	*4 740	4 600	*4 020	3 270			*1 980	*1 980	
	Front blade and rear outrigger down (over rear)			*7 540	*7 540	*6 180	*6 180	*4 740	4 690	*4 020	3 340			*1 980	*1 980	
	4 outrigger down (over rear)			*7 540	*7 540	*6 180	*6 180	*4 740	*4 740	*4 020	3 860			*1 980	*1 980	
1.5 m	Rear blade up (over front)			*9 490	7 570	6 490	4 330	4 390	2 920	3 050	1 870			*2 060	1 620	8.02
	Rear blade down (over rear)			*9 490	8 590	*7 140	4 820	*5 190	3 290	*4 190	2 140			*2 060	1 860	
	Rear outrigger down (over rear)			*9 490	*9 490	*7 140	5 610	*5 190	3 840	*4 190	2 560			*2 060	*2 060	
	Front outrigger and rear blade down (over rear)			*9 490	*9 490	*7 140	*6 770	*5 190	4 570	*4 190	3 210			*2 060	*2 060	
	Front blade and rear outrigger down (over rear)			*9 490	*9 490	*7 140	6 910	*5 190	4 660	*4 190	3 290			*2 060	*2 060	
	4 outrigger down (over rear)			*9 490	*9 490	*7 140	*7 140	*5 190	*5 190	*4 190	3 810			*2 060	*2 060	
0 m (Ground)	Rear blade up (over front)	*8 330	*8 330	*11 210	7 660	6 550	4 290	4 380	2 750	2 970	1 780			*2 260	1 650	7.82
	Rear blade down (over rear)	*8 330	*8 330	*11 210	8 720	*7 440	4 880	*5 400	3 120	*4 200	2 050			*2 260	1 900	
	Rear outrigger down (over rear)	*8 330	*8 330	*11 210	10 370	*7 440	5 670	*5 400	3 700	*4 200	2 480			*2 260	*2 260	
	Front outrigger and rear blade down (over rear)	*8 330	*8 330	*11 210	*11 210	*7 440	*6 820	*5 400	4 600	*4 200	3 130			*2 260	*2 260	
	Front blade and rear outrigger down (over rear)	*8 330	*8 330	*11 210	*11 210	*7 440	*6 960	*5 400	4 710	*4 200	3 210			*2 260	*2 260	
	4 outrigger down (over rear)	*8 330	*8 330	*11 210	*11 210	*7 440	*7 440	*5 400	*5 260	*4 200	3 730			*2 260	*2 260	
-1.5 m	Rear blade up (over front)	*13 480	*13 480	*12 070	7 310	6 760	4 090	4 190	2 550					*2 650	1 810	7.29
	Rear blade down (over rear)	*13 480	*13 480	*12 070	8 550	*7 570	4 670	*5 540	2 920					*2 650	2 090	
	Rear outrigger down (over rear)	*13 480	*13 480	*12 070	10 660	*7 570	5 620	*5 540	3 510					*2 650	2 530	
	Front outrigger and rear blade down (over rear)	*13 480	*13 480	*12 070	*12 070	*7 570	*7 070	*5 540	4 420					*2 650	*2 650	
	Front blade and rear outrigger down (over rear)	*13 480	*13 480	*12 070	*12 070	*7 570	*7 180	*5 540	4 520					*2 650	*2 650	
	4 outrigger down (over rear)	*13 480	*13 480	*12 070	*12 070	*7 570	*7 570	*5 540	5 280					*2 650	*2 650	
-3.0 m	Rear blade up (over front)	*21 470	*21 470	*12 600	7 260	6 480	3 840	4 080	2 440					*3 730	2 350	6.15
	Rear blade down (over rear)	*21 470	*21 470	*12 600	8 500	*7 720	4 420	*4 550	2 810					*3 730	2 710	
	Rear outrigger down (over rear)	*21 470	*21 470	*12 600	10 610	*7 720	5 360	*4 550	3 390					*3 730	3 270	
	Front outrigger and rear blade down (over rear)	*21 470	*21 470	*12 600	*12 600	*7 720	6 840	*4 550	4 300					*3 730	*3 730	
	Front blade and rear outrigger down (over rear)	*21 470	*21 470	*12 600	*12 600	*7 720	7 030	*4 550	4 420					*3 730	*3 730	
	4 outrigger down (over rear)	*21 470	*21 470	*12 600	*12 600	*7 720	*7 720	*4 550	*4 550					*3 730	*3 730	

ZX180W-7 2-PIECE BOOM, ARM 2.50 M, 3 400 KG COUNTERWEIGHT, WIDE GAUGE

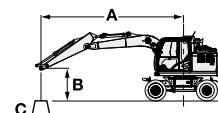
 Rating over-front or rear  Rating over-side or 360 degrees Unit : kg

Load point height (m)	Stabilization	Load radius										At max. reach				
		1.5 m		3.0 m		4.5 m		6.0 m		7.5 m				meter		
																
7.5 m	Rear blade up (over front)					*4 240	*4 240							*2 430	*2 430	5.48
	Rear blade down (over rear)					*4 240	*4 240							*2 430	*2 430	
	Rear outrigger down (over rear)					*4 240	*4 240							*2 430	*2 430	
	Front outrigger and rear blade down (over rear)					*4 240	*4 240							*2 430	*2 430	
	Front blade and rear outrigger down (over rear)					*4 240	*4 240							*2 430	*2 430	
	4 outrigger down (over rear)					*4 240	*4 240							*2 430	*2 430	
6.0 m	Rear blade up (over front)					*4 320	*4 320	*4 050	3 260					*2 100	*2 100	6.76
	Rear blade down (over rear)					*4 320	*4 320	*4 050	3 670					*2 100	*2 100	
	Rear outrigger down (over rear)					*4 320	*4 320	*4 050	*4 050					*2 100	*2 100	
	Front outrigger and rear blade down (over rear)					*4 320	*4 320	*4 050	*4 050					*2 100	*2 100	
	Front blade and rear outrigger down (over rear)					*4 320	*4 320	*4 050	*4 050					*2 100	*2 100	
	4 outrigger down (over rear)					*4 320	*4 320	*4 050	*4 050					*2 100	*2 100	
4.5 m	Rear blade up (over front)			*6 530	*6 530	*5 050	*4 910	*4 280	3 270	*2 140	2 120			*1 980	*1 980	7.52
	Rear blade down (over rear)			*6 530	*6 530	*5 050	*5 050	*4 280	3 640	*2 140	*2 140			*1 980	*1 980	
	Rear outrigger down (over rear)			*6 530	*6 530	*5 050	*5 050	*4 280	4 050	*2 140	*2 140			*1 980	*1 980	
	Front outrigger and rear blade down (over rear)			*6 530	*6 530	*5 050	*5 050	*4 280	*4 280	*2 140	*2 140			*1 980	*1 980	
	Front blade and rear outrigger down (over rear)			*6 530	*6 530	*5 050	*5 050	*4 280	*4 280	*2 140	*2 140			*1 980	*1 980	
	4 outrigger down (over rear)			*6 530	*6 530	*5 050	*5 050	*4 280	*4 280	*2 140	*2 140			*1 980	*1 980	
3.0 m	Rear blade up (over front)			*7 540	*7 540	*6 180	4 760	*4 410	*3 240	3 110	2 120			*1 980	1 890	7.92
	Rear blade down (over rear)			*7 540	*7 540	*6 180	*5 310	*4 740	3 590	*4 020	2 420			*1 980	*1 980	
	Rear outrigger down (over rear)			*7 540	*7 540	*6 180	5 930	*4 740	3 990	*4 020	2 750			*1 980	*1 980	
	Front outrigger and rear blade down (over rear)			*7 540	*7 540	*6 180	*6 180	*4 740	*4 740	*4 020	3 420			*1 980	*1 980	
	Front blade and rear outrigger down (over rear)			*7 540	*7 540	*6 180	*6 180	*4 740	*4 740	*4 020	3 470			*1 980	*1 980	
	4 outrigger down (over rear)			*7 540	*7 540	*6 180	*6 180	*4 740	*4 740	*4 020	3 870			*1 980	*1 980	
1.5 m	Rear blade up (over front)			*9 490	*8 320	6 500	4 700	4 390	3 200	3 050	2 070			*2 060	1 800	8.02
	Rear blade down (over rear)			*9 490	9 470	*7 140	*5 240	*5 190	3 600	*4 190	2 360			*2 060	*2 060	
	Rear outrigger down (over rear)			*9 490	*9 490	*7 140	5 850	*5 190	3 980	*4 190	2 690			*2 060	*2 060	
	Front outrigger and rear blade down (over rear)			*9 490	*9 490	*7 140	*7 040	*5 190	4 730	*4 190	3 360			*2 060	*2 060	
	Front blade and rear outrigger down (over rear)			*9 490	*9 490	*7 140	*7 140	*5 190	4 800	*4 190	3 420			*2 060	*2 060	
	4 outrigger down (over rear)			*9 490	*9 490	*7 140	*7 140	*5 190	*5 190	*4 190	3 820			*2 060	*2 060	
0 m (Ground)	Rear blade up (over front)	*8 330	*8 330	*11 210	*8 430	6 550	4 720	4 390	3 020	2 970	1 980			*2 260	1 830	7.82
	Rear blade down (over rear)	*8 330	*8 330	*11 210	9 600	*7 440	5 310	*5 400	3 430	*4 200	2 280			*2 260	2 110	
	Rear outrigger down (over rear)	*8 330	*8 330	*11 210	*10 910	*7 440	5 910	*5 400	3 880	*4 200	2 610			*2 260	*2 260	
	Front outrigger and rear blade down (over rear)	*8 330	*8 330	*11 210	*11 210	*7 440	*7 080	*5 400	*4 820	*4 200	3 280			*2 260	*2 260	
	Front blade and rear outrigger down (over rear)	*8 330	*8 330	*11 210	*11 210	*7 440	7 180	*5 400	4 880	*4 200	3 340			*2 260	*2 260	
	4 outrigger down (over rear)	*8 330	*8 330	*11 210	*11 210	*7 440	*7 440	*5 400	5 260	*4 200	*3 740			*2 260	*2 260	
-1.5 m	Rear blade up (over front)	*13 480	*13 480	*12 070	8 210	6 770	4 520	4 200	2 830					*2 650	2 020	7.29
	Rear blade down (over rear)	*13 480	*13 480	*12 070	9 660	*7 570	5 180	*5 540	3 240					*2 650	2 320	
	Rear outrigger down (over rear)	*13 480	*13 480	*12 070	11 230	*7 570	5 930	*5 540	3 700					*2 650	*2 650	
	Front outrigger and rear blade down (over rear)	*13 480	*13 480	*12 070	*12 070	*7 570	*7 290	*5 540	4 630					*2 650	*2 650	
	Front blade and rear outrigger down (over rear)	*13 480	*13 480	*12 070	*12 070	*7 570	7 370	*5 540	4 720					*2 650	*2 650	
	4 outrigger down (over rear)	*13 480	*13 480	*12 070	*12 070	*7 570	*7 570	*5 540	*5 290					*2 650	*2 650	
-3.0 m	Rear blade up (over front)	*21 470	*21 470	*12 600	8 170	6 490	4 270	4 090	2 710					*3 730	2 610	6.15
	Rear blade down (over rear)	*21 470	*21 470	*12 600	9 610	*7 720	4 920	*4 550	3 120					*3 730	3 000	
	Rear outrigger down (over rear)	*21 470	*21 470	*12 600	11 330	*7 720	5 660	*4 550	3 580					*3 730	3 450	
	Front outrigger and rear blade down (over rear)	*21 470	*21 470	*12 600	*12 600	*7 720	7 210	*4 550	4 520					*3 730	*3 730	
	Front blade and rear outrigger down (over rear)	*21 470	*21 470	*12 600	*12 600	*7 720	7 360	*4 550	*4 550					*3 730	*3 730	
	4 outrigger down (over rear)	*21 470	*21 470	*12 600	*12 600	*7 720	*7 720	*4 550	*4 550					*3 730	*3 730	

MACHINE CAPACITIES

ZX180W-7

- Notes:
1. Ratings are based on ISO 10567 : 2007.
 2. Machine capacity does not exceed 75% of tipping load with the machine on firm, level ground or 87% full hydraulic capacity.
 3. The load point is the center-line of the bucket pivot mounting pin on the arm.
 4. *Indicates load limited by hydraulic capacity.
 5. Each value with Rear blade up over the Front-axle side and each value with Rear blade down over the Rear-axle side respectively, and value in optimal position with positioning cylinder.
 6. 0 m = Ground.



- A: Load radius
B: Load point height
C: Machine capacity

For machine capacities, subtract installed attachment and quick hitch weight from machine capacities.

To determine lifting capacities, apply "Rating over-side or 360 degrees" machine capacities from the table and deduct weight of installed attachment and quick hitch.



Optional feature may affect machine performance.













ZX180W-7 MONOBLOCK BOOM, ARM 2.58 M, 3 800 KG COUNTERWEIGHT, STANDARD GAUGE

Rating over-front or rear Rating over-side or 360 degrees Unit : kg

Load point height (m)	Stabilization	Load radius										At max. reach		meter
		1.5 m		3.0 m		4.5 m		6.0 m		7.5 m				
6.0 m	Rear blade up (over front)							*3 720	3 090			*3 130	2 870	6.27
	Rear blade down (over rear)							*3 720	3 470			*3 130	*3 130	
	Rear outrigger down (over rear)							*3 720	*3 720			*3 130	*3 130	
	Front outrigger and rear blade down (over rear)							*3 720	*3 720			*3 130	*3 130	
	Front blade and rear outrigger down (over rear)							*3 720	*3 720			*3 130	*3 130	
	4 outrigger down (over rear)							*3 720	*3 720			*3 130	*3 130	
4.5 m	Rear blade up (over front)					*5 440	4 720	4 710	3 030			*3 060	2 310	7.09
	Rear blade down (over rear)					*5 440	5 320	*4 720	3 410			*3 060	2 600	
	Rear outrigger down (over rear)					*5 440	*5 440	*4 720	4 010			*3 060	*3 060	
	Front outrigger and rear blade down (over rear)					*5 440	*5 440	*4 720	*4 720			*3 060	*3 060	
	Front blade and rear outrigger down (over rear)					*5 440	*5 440	*4 720	4 660			*3 060	*3 060	
	4 outrigger down (over rear)					*5 440	*5 440	*4 720	*4 720			*3 060	*3 060	
3.0 m	Rear blade up (over front)					*6 610	4 380	4 560	2 890	*3 220	2 050	*3 170	2 040	7.51
	Rear blade down (over rear)					*6 610	4 970	*5 120	3 270	*3 220	2 320	*3 170	2 320	
	Rear outrigger down (over rear)					*6 610	5 920	*5 120	3 860	*3 220	2 750	*3 170	2 740	
	Front outrigger and rear blade down (over rear)					*6 610	*6 610	*5 120	4 790	*3 220	*3 220	*3 170	*3 170	
	Front blade and rear outrigger down (over rear)					*6 610	*6 610	*5 120	4 510	*3 220	3 190	*3 170	*3 170	
	4 outrigger down (over rear)					*6 610	*6 610	*5 120	*5 120	*3 220	*3 220	*3 170	*3 170	
1.5 m	Rear blade up (over front)					6 680	4 050	4 390	2 740	3 180	1 990	3 120	1 950	7.61
	Rear blade down (over rear)					*7 500	4 630	*5 490	3 110	*4 020	2 260	*3 460	2 210	
	Rear outrigger down (over rear)					*7 500	5 560	*5 490	3 700	*4 020	2 690	*3 460	2 630	
	Front outrigger and rear blade down (over rear)					*7 500	7 060	*5 490	4 620	*4 020	3 340	*3 460	3 280	
	Front blade and rear outrigger down (over rear)					*7 500	6 650	*5 490	4 340	*4 020	3 120	*3 460	3 060	
	4 outrigger down (over rear)					*7 500	*7 500	*5 490	*5 490	*4 020	3 960	*3 460	*3 460	
0 m (Ground)	Rear blade up (over front)			*5 410	*5 410	6 470	3 860	4 280	2 630			3 200	1 980	7.40
	Rear blade down (over rear)			*5 410	*5 410	*7 650	4 430	*5 560	3 000			*4 000	2 260	
	Rear outrigger down (over rear)			*5 410	*5 410	*7 650	5 360	*5 560	3 590			*4 000	2 690	
	Front outrigger and rear blade down (over rear)			*5 410	*5 410	*7 650	6 840	*5 560	4 500			*4 000	3 360	
	Front blade and rear outrigger down (over rear)			*5 410	*5 410	*7 650	6 430	*5 560	4 210			*4 000	3 140	
	4 outrigger down (over rear)			*5 410	*5 410	*7 650	*7 650	*5 560	5 380			*4 000	3 990	
-1.5 m	Rear blade up (over front)			*9 630	6 900	6 410	3 810	4 230	2 590			3 550	2 190	6.84
	Rear blade down (over rear)			*9 630	8 110	*7 010	4 380	*5 110	2 960			*4 170	2 500	
	Rear outrigger down (over rear)			*9 630	*9 630	*7 010	5 310	*5 110	3 550			*4 170	2 980	
	Front outrigger and rear blade down (over rear)			*9 630	*9 630	*7 010	6 780	*5 110	4 460			*4 170	3 730	
	Front blade and rear outrigger down (over rear)			*9 630	*9 630	*7 010	6 370	*5 110	4 170			*4 170	3 490	
	4 outrigger down (over rear)			*9 630	*9 630	*7 010	*7 010	*5 110	*5 110			*4 170	*4 170	
-3.0 m	Rear blade up (over front)			*7 320	7 050	*5 490	3 870					*3 850	2 750	5.85
	Rear blade down (over rear)			*7 320	*7 320	*5 490	4 450					*3 850	3 130	
	Rear outrigger down (over rear)			*7 320	*7 320	*5 490	5 380					*3 850	3 740	
	Front outrigger and rear blade down (over rear)			*7 320	*7 320	*5 490	*5 490					*3 850	*3 850	
	Front blade and rear outrigger down (over rear)			*7 320	*7 320	*5 490	*5 490					*3 850	*3 850	
	4 outrigger down (over rear)			*7 320	*7 320	*5 490	*5 490					*3 850	*3 850	

ZX180W-7 MONOBLOCK BOOM, ARM 2.58 M, 3 800 KG COUNTERWEIGHT, WIDE GAUGE

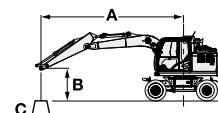
 Rating over-front or rear  Rating over-side or 360 degrees Unit : kg

Load point height (m)	Stabilization	Load radius										At max. reach		meter	
		1.5 m		3.0 m		4.5 m		6.0 m		7.5 m					
															
6.0 m	Rear blade up (over front)								*3 720	3 370			*3 130	*3 130	6.27
	Rear blade down (over rear)								*3 720	*3 720			*3 130	*3 130	
	Rear outrigger down (over rear)								*3 720	*3 720			*3 130	*3 130	
	Front outrigger and rear blade down (over rear)								*3 720	*3 720			*3 130	*3 130	
	Front blade and rear outrigger down (over rear)								*3 720	*3 720			*3 130	*3 130	
	4 outrigger down (over rear)								*3 720	*3 720			*3 130	*3 130	
4.5 m	Rear blade up (over front)					*5 440	5 160	4 710	3 310				*3 060	2 520	7.09
	Rear blade down (over rear)					*5 440	*5 440	*4 720	3 720				*3 060	2 840	
	Rear outrigger down (over rear)					*5 440	*5 440	*4 720	4 190				*3 060	*3 060	
	Front outrigger and rear blade down (over rear)					*5 440	*5 440	*4 720	*4 720				*3 060	*3 060	
	Front blade and rear outrigger down (over rear)					*5 440	*5 440	*4 720	*4 720				*3 060	*3 060	
	4 outrigger down (over rear)					*5 440	*5 440	*4 720	*4 720				*3 060	*3 060	
3.0 m	Rear blade up (over front)					*6 610	4 810	4 560	3 160	*3 220	2 250		*3 170	2 240	7.51
	Rear blade down (over rear)					*6 610	5 470	*5 120	3 580	*3 220	2 540		*3 170	2 540	
	Rear outrigger down (over rear)					*6 610	6 220	*5 120	4 040	*3 220	2 880		*3 170	2 870	
	Front outrigger and rear blade down (over rear)					*6 610	*6 610	*5 120	5 000	*3 220	*3 220		*3 170	*3 170	
	Front blade and rear outrigger down (over rear)					*6 610	*6 610	*5 120	5 090	*3 220	*3 220		*3 170	*3 170	
	4 outrigger down (over rear)					*6 610	*6 610	*5 120	*5 120	*3 220	*3 220		*3 170	*3 170	
1.5 m	Rear blade up (over front)					6 680	4 470	4 390	3 010	3 180	2 180		3 120	2 140	7.61
	Rear blade down (over rear)					*7 500	5 110	*5 490	3 420	*4 020	2 480		*3 460	2 430	
	Rear outrigger down (over rear)					*7 500	5 860	*5 490	3 880	*4 020	2 810		*3 460	2 750	
	Front outrigger and rear blade down (over rear)					*7 500	7 420	*5 490	4 830	*4 020	3 490		*3 460	3 420	
	Front blade and rear outrigger down (over rear)					*7 500	*7 500	*5 490	4 920	*4 020	3 550		*3 460	*3 460	
	4 outrigger down (over rear)					*7 500	*7 500	*5 490	*5 490	*4 020	3 960		*3 460	*3 460	
0 m (Ground)	Rear blade up (over front)			*5 410	*5 410	6 470	4 270	4 280	2 900				3 200	2 180	7.40
	Rear blade down (over rear)			*5 410	*5 410	*7 650	4 910	*5 560	3 300				*4 000	2 480	
	Rear outrigger down (over rear)			*5 410	*5 410	*7 650	5 650	*5 560	3 760				*4 000	2 820	
	Front outrigger and rear blade down (over rear)			*5 410	*5 410	*7 650	7 190	*5 560	4 710				*4 000	3 510	
	Front blade and rear outrigger down (over rear)			*5 410	*5 410	*7 650	7 340	*5 560	4 800				*4 000	3 580	
	4 outrigger down (over rear)			*5 410	*5 410	*7 650	*7 650	*5 560	5 380				*4 000	3 990	
-1.5 m	Rear blade up (over front)			*9 630	7 770	6 410	4 220	4 230	2 860				3 550	2 420	6.84
	Rear blade down (over rear)			*9 630	9 170	*7 010	4 860	*5 110	3 270				*4 170	2 750	
	Rear outrigger down (over rear)			*9 630	*9 630	*7 010	5 590	*5 110	3 720				*4 170	3 130	
	Front outrigger and rear blade down (over rear)			*9 630	*9 630	*7 010	*7 010	*5 110	4 670				*4 170	3 900	
	Front blade and rear outrigger down (over rear)			*9 630	*9 630	*7 010	*7 010	*5 110	4 760				*4 170	3 970	
	4 outrigger down (over rear)			*9 630	*9 630	*7 010	*7 010	*5 110	*5 110				*4 170	*4 170	
-3.0 m	Rear blade up (over front)			*7 320	*7 320	*5 490	4 290						*3 850	3 030	5.85
	Rear blade down (over rear)			*7 320	*7 320	*5 490	4 930						*3 850	3 450	
	Rear outrigger down (over rear)			*7 320	*7 320	*5 490	*5 490						*3 850	*3 850	
	Front outrigger and rear blade down (over rear)			*7 320	*7 320	*5 490	*5 490						*3 850	*3 850	
	Front blade and rear outrigger down (over rear)			*7 320	*7 320	*5 490	*5 490						*3 850	*3 850	
	4 outrigger down (over rear)			*7 320	*7 320	*5 490	*5 490						*3 850	*3 850	

MACHINE CAPACITIES

ZX180W-7

- Notes:
1. Ratings are based on ISO 10567 : 2007.
 2. Machine capacity does not exceed 75% of tipping load with the machine on firm, level ground or 87% full hydraulic capacity.
 3. The load point is the center-line of the bucket pivot mounting pin on the arm.
 4. *Indicates load limited by hydraulic capacity.
 5. Each value with Rear blade up over the Front-axle side and each value with Rear blade down over the Rear-axle side respectively, and value in optimal position with positioning cylinder.
 6. 0 m = Ground.



- A: Load radius
B: Load point height
C: Machine capacity

For machine capacities, subtract installed attachment and quick hitch weight from machine capacities.

To determine lifting capacities, apply "Rating over-side or 360 degrees" machine capacities from the table and deduct weight of installed attachment and quick hitch.



Optional feature may affect machine performance.













ZX180W-7 2-PIECE BOOM, ARM 2.50 M, 3 800 KG COUNTERWEIGHT, STANDARD GAUGE

Rating over-front or rear Rating over-side or 360 degrees Unit : kg

Load point height (m)	Stabilization	Load radius										At max. reach		meter		
		1.5 m		3.0 m		4.5 m		6.0 m		7.5 m						
7.5 m	Rear blade up (over front)					*4 240	*4 240							*2 430	*2 430	5.48
	Rear blade down (over rear)					*4 240	*4 240							*2 430	*2 430	
	Rear outrigger down (over rear)					*4 240	*4 240							*2 430	*2 430	
	Front outrigger and rear blade down (over rear)					*4 240	*4 240							*2 430	*2 430	
	Front blade and rear outrigger down (over rear)					*4 240	*4 240							*2 430	*2 430	
	4 outrigger down (over rear)					*4 240	*4 240							*2 430	*2 430	
6.0 m	Rear blade up (over front)					*4 320	*4 320	*4 050	3 130					*2 100	*2 100	6.76
	Rear blade down (over rear)					*4 320	*4 320	*4 050	3 550					*2 100	*2 100	
	Rear outrigger down (over rear)					*4 320	*4 320	*4 050	*4 050					*2 100	*2 100	
	Front outrigger and rear blade down (over rear)					*4 320	*4 320	*4 050	*4 050					*2 100	*2 100	
	Front blade and rear outrigger down (over rear)					*4 320	*4 320	*4 050	*4 050					*2 100	*2 100	
	4 outrigger down (over rear)					*4 320	*4 320	*4 050	*4 050					*2 100	*2 100	
4.5 m	Rear blade up (over front)			*6 530	*6 530	*5 050	4 710	*4 280	3 150	*2 140	2 040			*1 980	*1 980	7.52
	Rear blade down (over rear)			*6 530	*6 530	*5 050	*5 050	*4 280	*3 530	*2 140	*2 140			*1 980	*1 980	
	Rear outrigger down (over rear)			*6 530	*6 530	*5 050	*5 050	*4 280	4 060	*2 140	*2 140			*1 980	*1 980	
	Front outrigger and rear blade down (over rear)			*6 530	*6 530	*5 050	*5 050	*4 280	*4 280	*2 140	*2 140			*1 980	*1 980	
	Front blade and rear outrigger down (over rear)			*6 530	*6 530	*5 050	*5 050	*4 280	*4 280	*2 140	*2 140			*1 980	*1 980	
	4 outrigger down (over rear)			*6 530	*6 530	*5 050	*5 050	*4 280	*4 280	*2 140	*2 140			*1 980	*1 980	
3.0 m	Rear blade up (over front)			*7 540	*7 540	*6 180	4 560	4 600	3 120	3 270	2 030			*1 980	1 810	7.92
	Rear blade down (over rear)			*7 540	*7 540	*6 180	5 120	*4 740	3 490	*4 020	2 340			*1 980	*1 980	
	Rear outrigger down (over rear)			*7 540	*7 540	*6 180	5 920	*4 740	4 000	*4 020	2 770			*1 980	*1 980	
	Front outrigger and rear blade down (over rear)			*7 540	*7 540	*6 180	*6 180	*4 740	*4 740	*4 020	3 430			*1 980	*1 980	
	Front blade and rear outrigger down (over rear)			*7 540	*7 540	*6 180	*6 180	*4 740	*4 740	*4 020	3 510			*1 980	*1 980	
	4 outrigger down (over rear)			*7 540	*7 540	*6 180	*6 180	*4 740	*4 740	*4 020	*4 020			*1 980	*1 980	
1.5 m	Rear blade up (over front)			*9 490	7 850	*6 750	4 500	4 570	3 070	3 220	1 980			*2 060	1 720	8.02
	Rear blade down (over rear)			*9 490	8 990	*7 140	*5 060	*5 190	3 480	*4 190	2 290			*2 060	*2 000	
	Rear outrigger down (over rear)			*9 490	*9 490	*7 140	5 850	*5 190	3 990	*4 190	2 710			*2 060	*2 060	
	Front outrigger and rear blade down (over rear)			*9 490	*9 490	*7 140	*7 020	*5 190	4 740	*4 190	3 380			*2 060	*2 060	
	Front blade and rear outrigger down (over rear)			*9 490	*9 490	*7 140	*7 140	*5 190	4 830	*4 190	3 460			*2 060	*2 060	
	4 outrigger down (over rear)			*9 490	*9 490	*7 140	*7 140	*5 190	*5 190	*4 190	3 990			*2 060	*2 060	
0 m (Ground)	Rear blade up (over front)	*8 330	*8 330	*11 210	7 960	6 790	4 490	4 600	2 890	3 140	1 900			*2 260	1 750	7.82
	Rear blade down (over rear)	*8 330	*8 330	*11 210	9 120	*7 440	5 140	*5 400	3 310	*4 200	2 200			*2 260	2 040	
	Rear outrigger down (over rear)	*8 330	*8 330	*11 210	*10 800	*7 440	5 910	*5 400	3 900	*4 200	2 630			*2 260	*2 260	
	Front outrigger and rear blade down (over rear)	*8 330	*8 330	*11 210	*11 210	*7 440	*7 060	*5 400	4 820	*4 200	3 290			*2 260	*2 260	
	Front blade and rear outrigger down (over rear)	*8 330	*8 330	*11 210	*11 210	*7 440	7 190	*5 400	4 910	*4 200	3 370			*2 260	*2 260	
	4 outrigger down (over rear)	*8 330	*8 330	*11 210	*11 210	*7 440	*7 440	*5 400	5 390	*4 200	3 910			*2 260	*2 260	
-1.5 m	Rear blade up (over front)	*13 480	*13 480	*12 070	7 640	7 050	4 290	4 420	2 700					*2 650	1 930	7.29
	Rear blade down (over rear)	*13 480	*13 480	*12 070	9 050	*7 570	4 960	*5 540	3 120					*2 650	*2 240	
	Rear outrigger down (over rear)	*13 480	*13 480	*12 070	11 120	*7 570	5 920	*5 540	3 720					*2 650	*2 650	
	Front outrigger and rear blade down (over rear)	*13 480	*13 480	*12 070	*12 070	*7 570	7 270	*5 540	4 640					*2 650	*2 650	
	Front blade and rear outrigger down (over rear)	*13 480	*13 480	*12 070	*12 070	*7 570	7 380	*5 540	4 750					*2 650	*2 650	
	4 outrigger down (over rear)	*13 480	*13 480	*12 070	*12 070	*7 570	*7 570	*5 540	5 530					*2 650	*2 650	
-3.0 m	Rear blade up (over front)	*21 470	*21 470	*12 600	7 600	6 810	4 050	4 310	2 580					*3 730	2 490	6.15
	Rear blade down (over rear)	*21 470	*21 470	*12 600	9 000	*7 720	4 700	*4 550	3 000					*3 730	2 890	
	Rear outrigger down (over rear)	*21 470	*21 470	*12 600	11 170	*7 720	5 660	*4 550	3 600					*3 730	*3 470	
	Front outrigger and rear blade down (over rear)	*21 470	*21 470	*12 600	*12 600	*7 720	7 180	*4 550	4 530					*3 730	*3 730	
	Front blade and rear outrigger down (over rear)	*21 470	*21 470	*12 600	*12 600	*7 720	7 380	*4 550	*4 550					*3 730	*3 730	
	4 outrigger down (over rear)	*21 470	*21 470	*12 600	*12 600	*7 720	*7 720	*4 550	*4 550					*3 730	*3 730	

ZX180W-7 2-PIECE BOOM, ARM 2.50 M, 3 800 KG COUNTERWEIGHT, WIDE GAUGE

 Rating over-front or rear  Rating over-side or 360 degrees Unit : kg

Load point height (m)	Stabilization	Load radius										At max. reach		meter		
		1.5 m		3.0 m		4.5 m		6.0 m		7.5 m						
																
7.5 m	Rear blade up (over front)					*4 240	*4 240							*2 430	*2 430	5.48
	Rear blade down (over rear)					*4 240	*4 240							*2 430	*2 430	
	Rear outrigger down (over rear)					*4 240	*4 240							*2 430	*2 430	
	Front outrigger and rear blade down (over rear)					*4 240	*4 240							*2 430	*2 430	
	Front blade and rear outrigger down (over rear)					*4 240	*4 240							*2 430	*2 430	
	4 outrigger down (over rear)					*4 240	*4 240							*2 430	*2 430	
6.0 m	Rear blade up (over front)					*4 320	*4 320	*4 050	3 440					*2 100	*2 100	6.76
	Rear blade down (over rear)					*4 320	*4 320	*4 050	3 850					*2 100	*2 100	
	Rear outrigger down (over rear)					*4 320	*4 320	*4 050	*4 050					*2 100	*2 100	
	Front outrigger and rear blade down (over rear)					*4 320	*4 320	*4 050	*4 050					*2 100	*2 100	
	Front blade and rear outrigger down (over rear)					*4 320	*4 320	*4 050	*4 050					*2 100	*2 100	
	4 outrigger down (over rear)					*4 320	*4 320	*4 050	*4 050					*2 100	*2 100	
4.5 m	Rear blade up (over front)			*6 530	*6 530	*5 050	*5 050	*4 280	3 440	*2 140	*2 140			*1 980	*1 980	7.52
	Rear blade down (over rear)			*6 530	*6 530	*5 050	*5 050	*4 280	*3 810	*2 140	*2 140			*1 980	*1 980	
	Rear outrigger down (over rear)			*6 530	*6 530	*5 050	*5 050	*4 280	*4 280	*2 140	*2 140			*1 980	*1 980	
	Front outrigger and rear blade down (over rear)			*6 530	*6 530	*5 050	*5 050	*4 280	*4 280	*2 140	*2 140			*1 980	*1 980	
	Front blade and rear outrigger down (over rear)			*6 530	*6 530	*5 050	*5 050	*4 280	*4 280	*2 140	*2 140			*1 980	*1 980	
	4 outrigger down (over rear)			*6 530	*6 530	*5 050	*5 050	*4 280	*4 280	*2 140	*2 140			*1 980	*1 980	
3.0 m	Rear blade up (over front)			*7 540	*7 540	*6 180	4 980	4 600	3 400	3 270	2 260			*1 980	*1 980	7.92
	Rear blade down (over rear)			*7 540	*7 540	*6 180	5 550	*4 740	3 760	*4 020	2 570			*1 980	*1 980	
	Rear outrigger down (over rear)			*7 540	*7 540	*6 180	*6 180	*4 740	4 600	*4 020	3 270			*1 980	*1 980	
	Front outrigger and rear blade down (over rear)			*7 540	*7 540	*6 180	*6 180	*4 740	*4 740	*4 020	3 580			*1 980	*1 980	
	Front blade and rear outrigger down (over rear)			*7 540	*7 540	*6 180	*6 180	*4 740	*4 740	*4 020	3 640			*1 980	*1 980	
	4 outrigger down (over rear)			*7 540	*7 540	*6 180	*6 180	*4 740	*4 740	*4 020	*4 020			*1 980	*1 980	
1.5 m	Rear blade up (over front)			*9 490	8 700	*6 750	*4 910	4 570	3 380	3 220	2 210			*2 060	1 930	8.02
	Rear blade down (over rear)			*9 490	*9 490	*7 140	5 470	*5 190	3 770	*4 190	2 510			*2 060	*2 060	
	Rear outrigger down (over rear)			*9 490	*9 490	*7 140	*6 770	*5 190	4 570	*4 190	3 210			*2 060	*2 060	
	Front outrigger and rear blade down (over rear)			*9 490	*9 490	*7 140	*7 140	*5 190	4 910	*4 190	3 530			*2 060	*2 060	
	Front blade and rear outrigger down (over rear)			*9 490	*9 490	*7 140	*7 140	*5 190	4 980	*4 190	3 590			*2 060	*2 060	
	4 outrigger down (over rear)			*9 490	*9 490	*7 140	*7 140	*5 190	*5 190	*4 190	4 000			*2 060	*2 060	
0 m (Ground)	Rear blade up (over front)	*8 330	*8 330	*11 210	8 830	*6 790	4 990	4 600	3 200	3 140	2 130			*2 260	1 970	7.82
	Rear blade down (over rear)	*8 330	*8 330	*11 210	10 010	*7 440	5 550	*5 400	3 620	*4 200	2 430			*2 260	*2 260	
	Rear outrigger down (over rear)	*8 330	*8 330	*11 210	*11 210	*7 440	*6 820	*5 400	4 600	*4 200	3 130			*2 260	*2 260	
	Front outrigger and rear blade down (over rear)	*8 330	*8 330	*11 210	*11 210	*7 440	7 310	*5 400	4 980	*4 200	3 450			*2 260	*2 260	
	Front blade and rear outrigger down (over rear)	*8 330	*8 330	*11 210	*11 210	*7 440	*7 390	*5 400	5 030	*4 200	3 510			*2 260	*2 260	
	4 outrigger down (over rear)	*8 330	*8 330	*11 210	*11 210	*7 440	*7 440	*5 400	5 390	*4 200	3 920			*2 260	*2 260	
-1.5 m	Rear blade up (over front)	*13 480	*13 480	*12 070	8 680	7 050	4 790	4 420	3 010					*2 650	2 160	7.29
	Rear blade down (over rear)	*13 480	*13 480	*12 070	10 180	*7 050	5 460	*5 540	3 430					*2 650	2 480	
	Rear outrigger down (over rear)	*13 480	*13 480	*12 070	*12 070	*7 050	*7 070	*5 540	4 420					*2 650	*2 650	
	Front outrigger and rear blade down (over rear)	*13 480	*13 480	*12 070	*12 070	*7 050	*7 480	*5 540	4 860					*2 650	*2 650	
	Front blade and rear outrigger down (over rear)	*13 480	*13 480	*12 070	*12 070	*7 050	7 540	*5 540	4 950					*2 650	*2 650	
	4 outrigger down (over rear)	*13 480	*13 480	*12 070	*12 070	*7 050	*7 570	*5 540	5 540					*2 650	*2 650	
-3.0 m	Rear blade up (over front)	*21 470	*21 470	*12 600	8 640	6 810	4 540	4 310	2 900					*3 730	2 790	6.15
	Rear blade down (over rear)	*21 470	*21 470	*12 600	10 130	*7 720	5 200	*4 550	3 310					*3 730	3 200	
	Rear outrigger down (over rear)	*21 470	*21 470	*12 600	*12 600	*7 720	6 840	*4 550	4 300					*3 730	*3 730	
	Front outrigger and rear blade down (over rear)	*21 470	*21 470	*12 600	*12 600	*7 720	7 550	*4 550	*4 550					*3 730	*3 730	
	Front blade and rear outrigger down (over rear)	*21 470	*21 470	*12 600	*12 600	*7 720	7 710	*4 550	*4 550					*3 730	*3 730	
	4 outrigger down (over rear)	*21 470	*21 470	*12 600	*12 600	*7 720	*7 720	*4 550	*4 550					*3 730	*3 730	

EQUIPMENT

ENGINE	ZX175W-7	ZX180W-7
Aftertreatment device	●	●
Air cleaner double filters	●	●
Alternator 100 A	●	–
Alternator 60 A	–	●
Auto idle system	●	●
Auto shut-down control	●	●
Cartridge-type engine oil filter	●	●
Cartridge-type fuel main filter	●	●
Cold fuel resistance valve	–	●
Consite OIL (sensor)*	●	●
Coolant Heater	○	○
DEF/AdBlue® tank	●	●
DEF/AdBlue® tank inlet strainer and extension filler	●	●
Dry-type air filter with evacuator valve (with air filter restriction indicator)	●	●
Dust-proof indoor net	●	●
ECO/PWR mode control	●	●
Electrical fuel feed pump	–	●
Engine oil drain coupler	●	●
Expansion tank	●	●
Fan guard	●	●
Fuel cooler	–	●
Fuel heater	○	–
Fuel pre-filter with water separator	●	●
Isolation-mounted engine	●	●
Maintenance free pre-cleaner	○	○
Radiator, oil cooler and intercooler	●	●

HYDRAULIC SYSTEM		
Auto power lift	●	●
ConSite OIL (sensor)*	●	●
Control valve with main relief valve	●	●
Extra port for control valve	●	●
High mesh full-flow filter	●	●
Hose rupture valve for arm	●	●
Hose rupture valve for boom	●	●
Pilot filter	●	●
Power boost	●	●
Restriction indicator for full-flow filter	○	○
Shockless valve in pilot circuit	●	●
Steering filter	●	●
Suction filter	●	●
Swing dampener valve	●	●
Variable reliefvalve for breaker and crusher	●	●
Work mode selector	●	●

CAB	ZX175W-7	ZX180W-7
All-weather sound suppressed steel cab	●	●
Auto control air conditioner	●	●
AUX function lever (breaker assist)	●	●
Bluetooth®* integrated DAB+radio	●	●
Console height adjustment	●	●
Control lever auto-lock	●	●
CRES VII (center pillar reinforced structure) cab	●	●
Drink holder with hot and cool function	●	●
Electric double horn	●	●
Engine shut-off switch	●	●
Equipped with reinforced, tinted (green color) glass windows	●	●
Evacuation hammer	●	●
Floor mat	●	●
Footrest	●	●
Front window washer (2 points)	●	●
Glove compartment	●	●
Hands-free calling device	●	●
Hot and cool box	●	●
Intermittent windshield wipers	●	●
Key cylinder light	●	●
Laminated round glass window	○	○
LED room light	●	●
OPG top guard Level I (ISO 10262 : 1998) compliant	●	●
OPG top guard Level II (ISO 10262 : 1998) compliant	○	○
Pilot shut-off lever	●	●
Power outlet 12 V and 24 V	●	●
Push button low idle	●	●
Rain guard (without OPG front guard)	●	●
Rear tray	●	●
Retractable seat belt	●	●
ROPS (ISO 12117-2 : 2008) compliant cab	●	●
Rubber radio antenna	●	●
Seat : air suspension seat with heater	●	●
Seat adjustment part : backrest, armrest, height and angle, slide forward / back	●	●
Seat belt reminder	●	●
Short wrist control levers	●	●
Smartphone holder	●	●
Sun visor (multi-use front or side window)	●	●
Sunscreen roller type (multi-use front or side and rear window)	○	○
Transparent roof with slide curtain	●	●
Wide view wiper	●	●
Windows on front, upper, lower and left side can be opened	●	●
2 speakers	●	●
4 fluid-filled elastic mounts	●	●
5V USB power supply	●	●
8 inch monitor	●	●

Standard and optional equipment may vary by country, so please consult your Hitachi dealer for details.

* Engine oil and hydraulic oil monitoring sensor.

**The system detects the pilot pressure and maintains the set speed by maintaining the pilot pressure.

MONITOR SYSTEM	ZX175W-7	ZX180W-7
Alarm buzzers: overheat, engine oil pressure, overload, SCR system trouble	●	●
Alarms: overheat, engine warning, engine oil pressure, alternator, minimum fuel level, hydraulic filter restriction, air filter restriction, work mode, overload, SCR system trouble, etc	●	●
Attachment operational information	●	●
Display of meters: Speedometer, Tachometer, Tripmeter, water temperature, hour, fuel rate, clock, DEF/AdBlue® rate	●	●
Other displays: work mode, auto-idle, glow, rearview monitor, operating conditions, etc	●	●
35 languages selection	●	●

LIGHTS		
Additional boom LED light with cover	○	○
Additional cab roof front LED light	○	○
Additional cab roof rear LED light	○	○
Brake lamps	●	●
Clearance lamps	●	●
Hazard lamps	●	●
Headlight LED	●	●
LED lights for camera (side and rear view camera)	○	○
Licence lamp	○	○
Rotating lamp (cab)	○	○
Rotating lamp (counterweight)	○	○
Turn signal lamps	●	●
Working LED lights	●	●
Working LED Lights under arm	○	○

UPPERSTRUCTURE		
Aerial Angle® (270-degree view camera system)	●	●
Batteries 2 x 93 Ah	●	●
Battery disconnect switch	●	●
Body top guardrail	●	●
Cab top handhold	●	●
Counterweight 3 400 kg	–	●
Counterweight 3 760 kg	●	–
Counterweight 3 800 kg	–	○
Electric fuel refilling pump with auto stop and filter	●	●
Fuel level float	●	●
Hydraulic oil level gauge	●	●
Lockable fuel refilling cap	●	●
Lockable machine covers	●	●
Platform handrail	●	●
Rear view mirror (right and left side)	●	●
Rear view mirrors with heater (right and left side)	○	○
Skid-resistant plates and handrails	●	●
Swing parking brake	●	●
Undercover	●	●

● : Standard equipment ○ : Optional equipment – : Not applicable

UNDERCARRIAGE	ZX175W-7	ZX180W-7
Automatic transmission control	●	●
Automatic working brake control	●	●
Clamshell bracket	○	○
Cruise control**	●	●
Electric system for trailer	○	○
Front cover	●	●
Front dozer blade + rear outrigger	○	○
Front fender / rear fender	○	○
Front outrigger + rear dozer blade	○	○
Front outrigger + rear outrigger	○	○
Parking brake	●	●
Rear dozer blade	○	○
Rear dozer blade, reinforced for trailer towing	○	○
Rear outrigger, prepared for trailer towing	○	○
Toolbox: left side	●	●
Toolbox: right side	○	○
Traction pattern tires, single or twin type	○	○
Wide gauge axle	○	○
4 tie down brackets	●	●

FRONT ATTACHMENTS		
Arm tip remote lubrication	●	●
Auto-lubrication device (swing gear, boom, arm and bucket)	○	○
Casted bucket link A	●	●
Centralized lubrication system	●	●
Dirt seal on all bucket pins	●	●
Flanged pin	●	●
HN bushing	●	●
Lower arm reinforcement	○	○
Reinforced link B	○	○
Reinforced resin thrust plate	●	●
WC (tungsten-carbide) thermal spraying	●	●
Welded bucket link A	○	○

ATTACHMENT		
Accessories for 2 speed selector	○	○
Additional pump (40 L/min)	○	○
Assist piping	○	○
Breaker and crusher piping	●	●
Clamshell piping	○	○
Pilot accumulator	●	●
PTO valve	○	○

MISCELLANEOUS		
ConSite	○	○
Global e-Service	●	●
Onboard information controller	●	●
Standard tool kit	●	●
Travel direction mark on chassis frame	●	●

Prior to operating this machine, including satellite communication system, in a country other than a country of its intended use, it may be necessary to make modifications to it so that it complies with the local regulatory standards (including safety standards) and legal requirements of that particular country. Please do not export or operate this machine outside the country of its intended use until such compliance has been confirmed. Please contact your Hitachi dealer in case of questions about compliance.

These specifications are subject to change without notice. Illustrations and photos show the standard models, and may or may not include optional equipment, accessories, and all standard equipment with some differences in color and features. Before use, read and understand the Operator's Manual for proper operation.

