

ZAXIS-7 series

HITACHI

Reliable solutions

SHORT REACH FRONT

A P P L I C A T I O N & A T T A C H M E N T



ZAXIS135us

Model code : ZX135US-7
Engine rated power : 74 kW
Operating weight : 16 200 - 17 800 kg
Bucket capacity : 0.62 m³

SPECIFICATIONS

ENGINE	
Model	TOYOTA INDUSTRIES CORPORATION 1KDE
Type	4-cycle water-cooled, common rail direct injection
Aspiration	Turbocharged, intercooled, cooled EGR
Aftertreatment	DOC+CSF system
No. of cylinders	4
Rated power	
ISO 14396 : 2002 gross	74 kW at 2 000 min ⁻¹
ISO 9249 : 2007 net	73 kW at 2 000 min ⁻¹
Maximum torque	390 Nm at 1 700 min ⁻¹
Piston displacement	2.982 L
Bore and stroke	96 mm x 103 mm
Batteries	2 x 12 V / 74 Ah

HYDRAULIC SYSTEM			
Hydraulic Pumps			
Main pumps	2 variable displacement axial piston pumps		
Maximum oil flow	2 x 117 L/min		
Pilot pump	1 gear pump		
Maximum oil flow	33.6 L/min		
Hydraulic Motors			
Travel	2 variable displacement axial piston motors		
Swing	1 axial piston motor		
Relief Valve Settings			
Implement circuit	34.3 MPa		
Swing circuit	32.3 MPa		
Travel circuit	34.3 MPa		
Pilot circuit	3.9 MPa		
Power boost	36.3 MPa		
Hydraulic Cylinders			
	Quantity	Bore	Rod diameter
Boom	2	105 mm	70 mm
Arm	1	120 mm	85 mm
Bucket	1	120 mm	85 mm

UPPERSTRUCTURE	
Revolving Frame	
D-section frame for resistance to deformation.	
Swing Device	
Axial piston motor with planetary reduction gear is bathed in oil. Swing circle is single-row. Swing parking brake is spring-set/hydraulic-released disc type.	
Swing speed	13.3 min ⁻¹
Swing torque	34 kNm

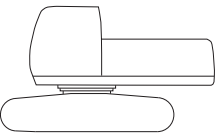
UNDERCARRIAGE	
Tracks	
Heat-treated connecting pins with dirt seals. Hydraulic (grease) track adjusters with shock-absorbing recoil springs.	
Numbers of Rollers and Shoes on Each Side	
Upper rollers	1
Lower rollers	7
Track shoes	44
Track guards	2
Travel Device	
Each track driven by 2-speed axial piston motor. Parking brake is spring-set/hydraulic-released disc type. Automatic transmission system: High-Low.	
Travel speeds	High : 0 to 5.5 km/h
	Low : 0 to 3.3 km/h
Maximum traction force	117 kN
Gradeability	36% (20 degree) continuous

SERVICE REFILL CAPACITIES	
Fuel tank	200.0 L
Engine coolant	18.7 L
Engine oil	19.1 L
Swing device	3.2 L
Travel device (each side)	4.2 L
Hydraulic system	155.0 L
Hydraulic oil tank	61.0 L

ENVIRONMENT	
Engine Emissions	EU Stage V
Sounds Level	
Sound level in cab according to ISO 6396 : 2008	LpA 69 dB(A)
External sound level according to ISO 6395 : 2008 and EU Directive 2000/14/EC	LwA 99 dB(A)
Air Conditioning System	
The air conditioning system contains fluorinated greenhouse gases. Refrigerant type: HFC-134a, GWP: 1430, Amount: 0.85 kg, CO2e: 1.22 ton. Refrigerant type: HFO-1234yf, GWP: 1, Amount: 0.60 kg, CO2e: 0.001 ton.	
*To confirm which refrigerant type is contained in the machine, please check the decal on the machine and the operator's manual. Also you can contact authorized nearest dealer.	

WEIGHTS AND GROUND PRESSURE					
Operating Weight and Ground Pressure					
		ZX135US-7		ZX135US-7 with blade (optional)	
Shoe type	Shoe width (mm)	kg	kPa	kg	kPa
Triple grouser	500	16 200	51.0	17 400	55.0
	600	16 400	43.0	17 600	46.0
	700	16 600	37.0	17 800	40.0

Including 0.62 m³ (ISO 7451 : 2007 heaped) bucket weight (550 kg) and counterweight (4 450 kg).

BASIC MACHINE WEIGHT AND COMPONENTS WEIGHT					
Basic Machine Weight and Overall Width					
Excluding front end attachment, fuel, hydraulic oil and coolant etc. Including counterweight.					
		ZX135US-7		ZX135US-7 with blade (optional)	
	Shoe Type	Shoe width (mm)	Weight (kg)	Overall width (mm)	Weight (kg)
	Triple grouser	500	13 400	2 490	14 600
		600	13 600	2 590	14 800
		700	13 800	2 690	15 000

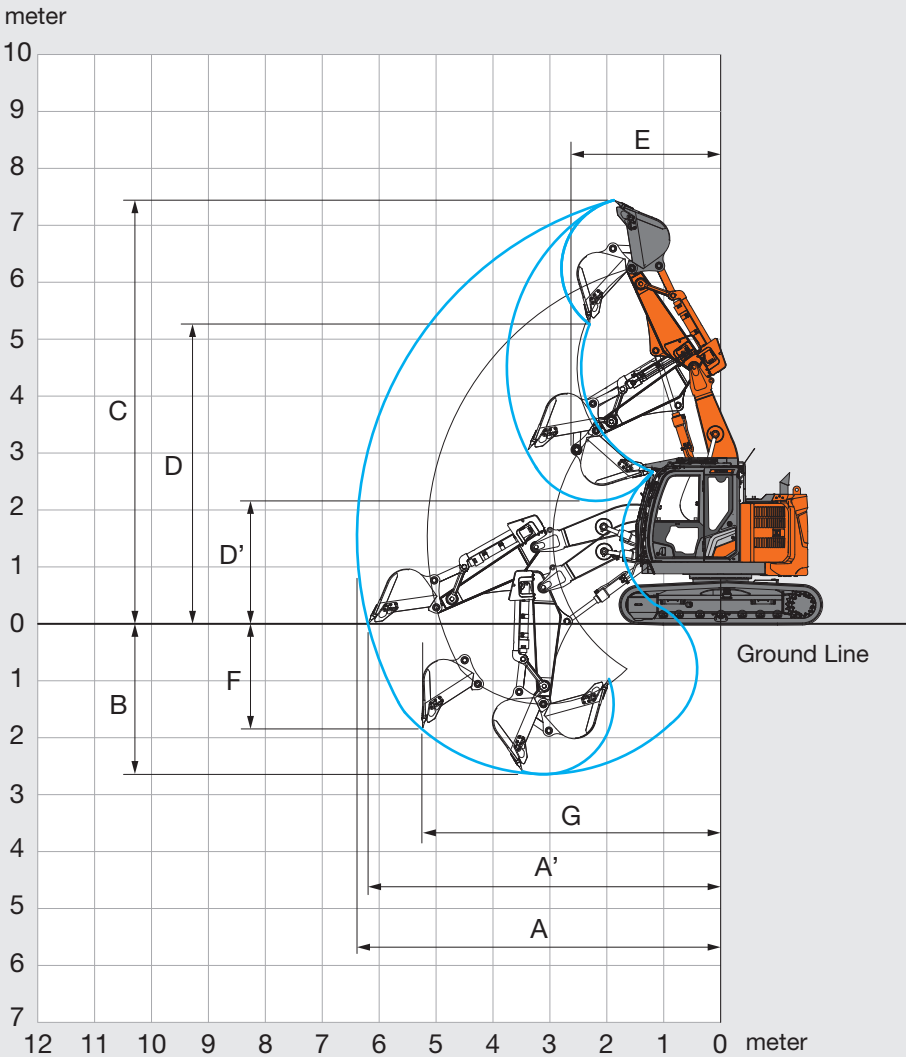
Components Weight		Unit: kg
	ZX135US-7	
Counterweight	4 450	
Boom 3.00 m (with arm cylinder and boom cylinder)	1 170	
Arm 2.05 m (with bucket cylinder)	740	
Bucket ISO 7451 : 2007 0.62 m³	550	

BUCKET AND ARM DIGGING FORCE	
Unit: kN	
	ZX135US-7
Bucket digging force* ISO 6015 : 2006	162
Arm crowd force* ISO 6015 : 2006	75

* At power boost

SPECIFICATIONS

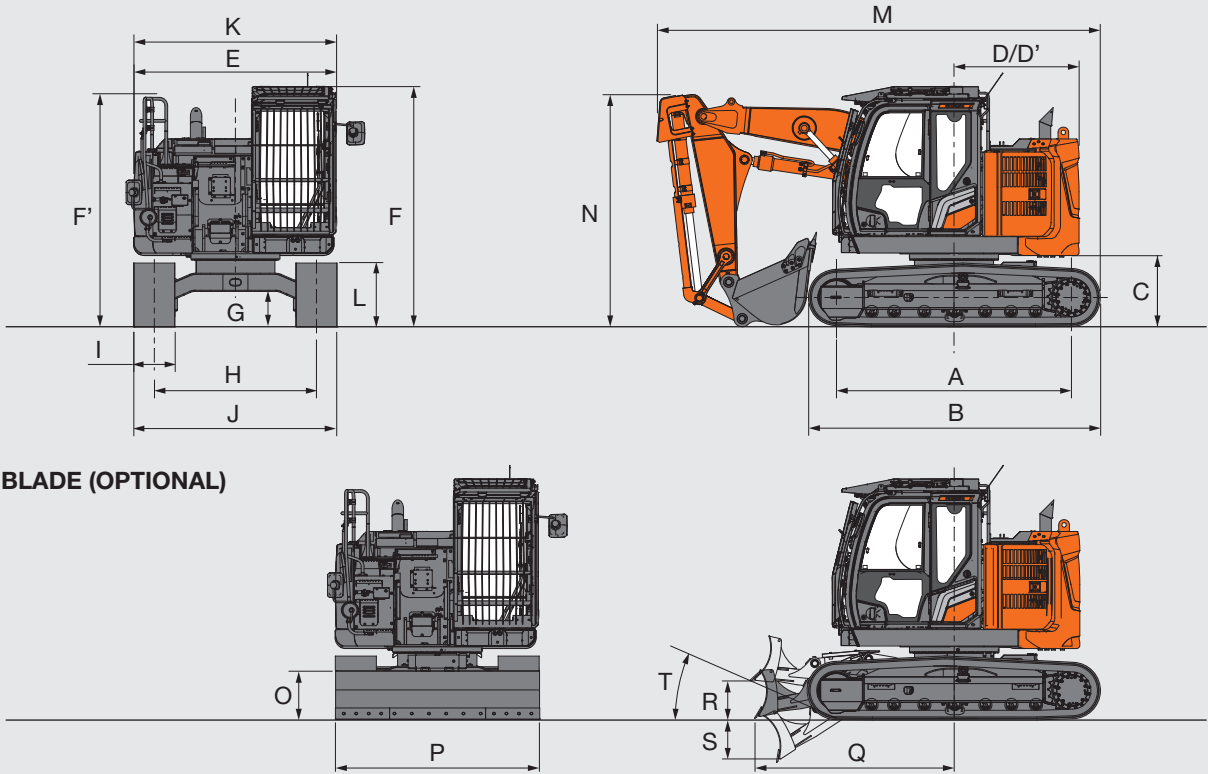
WORKING RANGES



	ZX135US-7
A Max. digging reach	6 390
A' Max. digging reach (on ground)	6 200
B Max. digging depth	2 640
C Max. cutting height	7 440
D Max. dumping height	5 260
D' Min. dumping height	2 160
E Min. swing radius	2 630
F Max. vertical wall digging depth	1 820
G Reach at max. vertical wall digging depth	5 230

Excluding track shoe lug

DIMENSIONS



Unit: mm

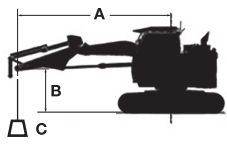
	ZX135US-7
A Distance between tumblers	2 880
B Undercarriage length	3 580
*C Counterweight clearance	830
D Rear-end swing radius	1 530
D' Rear-end length	1 530
E Overall width of upperstructure	2 480
F Overall height of cab	2 940
F' Overall height of handrail	2 810
*G Min. ground clearance	410
H Track gauge	1 990
I Track shoe width	G 500
J Undercarriage width	2 490
K Overall width	2 490
*L Track height with triple grouser shoes	790
M Overall length	5 430
N Overall height of boom	2 840
O Blade height	600
P Blade width	2 490
Q Distance between the front end of blade and the axis of rotation	2 430
R Blade maximum lifting	460
S Blade maximum lowering	540
T Blade approach angle	26 °

* Excluding track shoe lug G: Triple grouser shoe

MACHINE CAPACITIES

Notes:


1. Ratings are based on ISO 10567 : 2007.
2. Machine capacity does not exceed 75% of tipping load with the machine on firm, level ground or 87% full hydraulic capacity.
3. The load point is the center-line of the bucket pivot mounting pin on the arm.
4. *Indicates load limited by hydraulic capacity.
5. 0 m = Ground.









A: Load radius
B: Load point height
C: Machine capacity

For machine capacities, subtract installed attachment and quick hitch weight from machine capacities.
To determine lifting capacities, apply "Rating over-side or 360 degrees" machine capacities from the table and deduct weight of installed attachment and quick hitch.
Optional feature may affect machine performance.

ZX135US-7

 Rating over-front  Rating over-side or 360 degrees Unit : kg

Conditions	Load point height m	Load radius				At max. reach		
		3.0 m		4.5 m				
								meter
Boom 3.00 m	4.5	*6 090	*6 090			*5 800	4 420	4.14
Arm 2.05 m	3.0	*6 910	*6 910	*5 530	3 830	*5 250	3 300	4.92
Without Bucket	1.5	*8 730	7 040	*5 820	3 710	*4 940	3 010	5.15
Counterweight 4 440 kg	0 (Ground)	*9 060	6 720	*5 470	3 620	*4 530	3 200	4.91
Shoe 500 mm	-1.5	*6 420	*6 420			*5 430	*5 430	3.42

MEMO

[illegible]

ENGINE	ZX135US-7 short reach
Aftertreatment device	●
Air cleaner double filters	●
Alternator 60 A	●
Auto idle system	●
Auto shut-down control	●
Belt auto tensioner	●
Cartridge-type engine oil filter	●
Cartridge-type fuel main filter	●
Cold fuel resistance valve	○
ConSite OIL (sensor)*	●
Dry-type air filter with evacuator valve (with air filter restriction indicator)	●
Dust-proof indoor net	●
ECO/PWR mode control	●
Electrical fuel feed pump	●
Engine oil drain coupler	●
Expansion tank	●
Fan guard	●
Fuel cooler	●
Fuel pre-filter with water separator	●
Isolation-mounted engine	●
Maintenance free pre-cleaner	○
Oil separator	●
Radiator, oil cooler and intercooler	●

HYDRAULIC SYSTEM	ZX135US-7 short reach
Auto power lift	●
ConSite OIL (sensor)*	●
Control valve with main relief valve	●
Extra port for control valve	●
High mesh full flow filter	●
Restriction indicator for full flow filter	●
Hose rupture valve for arm	●
Hose rupture valve for boom	●
Pilot filter	●
Power boost	●
Suction filter	●
Variable reliefvalve for breaker and crusher	●
Work mode selector	●

CAB	ZX135US-7 short reach
All-weather sound suppressed steel cab	●
Auto control air conditioner	●
AUX function lever (breaker assist)	○
Bluetooth® integrated DAB+radio	●
Console height adjuctment	●
Control lever auto-lock	●
CRES VII (center pillar reinforced structure) cab	●
Cab with P5A glass and roof wiper	●
Drink holder with hot and cool function	●
Electric double horn	●
Engine shut-off switch	●
Equipped with reinforced, tinted (green color) glass windows	●
Evacuation hammer	●
Floor mat	●
Footrest	●
Front window washer (2 points)	●
Roof washer (1 points)	●
Glove compartment	●
Hands-free calling device	●
Hot and cool box	—
Intermittent windshield wipers	●
Key cylinder light	●
Laminated round glass window	—
LED room light	●
Magazine rack	●
OPG front guard Level II (ISO 10262 : 1998) compliant	●
OPG top guard Level I (ISO 10262 : 1998) compliant	—
OPG top guard Level II (ISO 10262 : 1998) compliant	●
Pilot shut-off lever	●
Power outlet 12 V and 24 V	●
Push button low idle	●
Rain guard (without OPG front guard)	—
Rear tray	●
Retractable seat belt	●
ROPS (ISO 12117-2 : 2008) compliant cab	●
Rubber radio antenna	●
Seat : air suspension seat with heater	●
Seat adjustment part : backrest, armrest, height and angle, slide forward / back	●
Seat belt reminder	●
Short wrist control levers	●
Smartphone holder	●
Sunscreen roller type (multi-use front or side and rear window)	○

CAB	ZX135US-7 short reach
Transparent roof with slide curtain	●
USB power supply	●
Wide view wiper	●
Roof wiper	●
Windows on left side can be opened	●
2 speakers	●
4 fluid-filled elastic mounts	●
8 inch monitor	●

MONITOR SYSTEM	ZX135US-7 short reach
Alarms: overheat, engine warning, engine oil pressure, alternator, minimum fuel level, hydraulic filter restriction, air filter restriction, work mode, overload, etc	●
Alarm buzzers: overheat, engine oil pressure, overload, etc	●
Display of meters: water temperature, hour, fuel rate, clock, etc	●
Other displays: work mode, auto-idle, glow, rearview monitor, operating conditions, etc	●
35 languages selection	●

LIGHTS	ZX135US-7 short reach
Additional boom LED light with cover	●
Additional cab roof front LED lights	●
Additional cab roof rear LED lights	○
LED lights for camera (side and rear view camera)	○
Rotating lamp	○
2 working LED lights	●

UPPER STRUCTURE	ZX135US-7 short reach
AERIAL ANGLE (270-degree view camera system)	●
Batteries 2 x 74 Ah	●
Battery disconnect switch	●
Cab top handhold	●
Body top handrail	●
Counterweight 4 440 kg with lifting bracket	●
Electric fuel refilling pump with auto stop and filter	●
Fuel level float	●
Hydraulic oil level gauge	●
Lockable fuel refilling cap	●
Lockable machine covers	●
Lockable tool box	●
Platform handrail	●
Side view mirror (right and left)	●
Skid-resistant plates	●
Swing parking brake	●
Reinforced undercover	●

UNDERCARRIAGE	ZX135US-7 short reach
Bolt-on sprocket	●
Blade	○
Greasing type track adjuster	●
Reinforced track links with pin seals	●
Shoe: 500 mm triple grouser	●
Shoe: 600 mm triple grouser	○
Shoe: 700 mm triple grouser	○
Towing hole for light weight object	●
Track undercover	●
Travel direction mark on track frame	●
Travel motor covers	●
Travel parking brake	●
Upper and lower rollers	●
1 track guard (each side)	—
2 track guards (each side)	●
4 tie down brackets	●

FRONT ATTACHMENTS	ZX135US-7 short reach
Arm tip remote lubrication	—
Boom with lifting bracket	●
Welded bucket link A	●
Reinforced bucket link B	●
Centralized lubrication system	●
Dirt seal on all bucket pins	●
Flanged pin	●
HN bushing	●
Lower arm reinforcement	—
Reinforced resin thrust plate	●
WC (tungsten-carbide) thermal spraying	—
Welded bucket link A with welded hook	—
Bucket cylinder guard	●
Arm cylinder guard	○

ATTACHMENTS	ZX135US-7 short reach
Accessories for 2 speed selector	●
Additional pump (30 L/min)	●
Assist piping	●
Breaker and crusher piping	●
Pilot accumulator	●
Line filter for braker	●

MISCELLANEOUS	ZX135US-7 short reach
ConSite	○
Global e-service	●
Onboard information controller	●
Standard tool kit	●

Standard and optional equipment may vary by country, so please consult authorized dealer for details.
* Engine oil and hydraulic oil monitoring sensor.

Prior to operating this machine, including satellite communication system, in a country other than a country of its intended use, it may be necessary to make modifications to it so that it complies with the local regulatory standards (including safety standards) and legal requirements of that particular country. Please do not export or operate this machine outside the country of its intended use until such compliance has been confirmed. Please contact authorized dealer in case of questions about compliance.

These specifications are subject to change without notice.
Illustrations and photos show the standard models, and may or may not include optional equipment, accessories, and all standard equipment with some differences in color and features. Before use, read and understand the Operator's Manual for proper operation.

XX-XX000

00.00 (---/--- ---)