

Per Employee Data

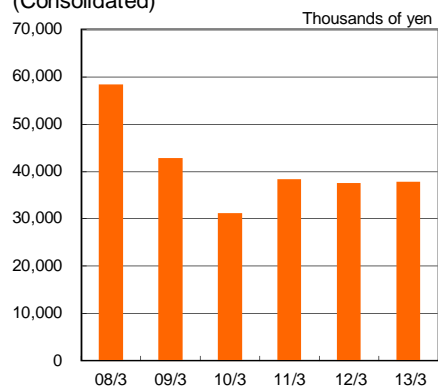
Consolidated basis

	03/3	04/3	05/3	06/3	07/3	08/3	09/3	10/3	11/3	12/3	13/3
	(¥Thousand)										
Net sales per employee	33,101	40,288	42,260	47,134	53,003	58,357	42,771	31,154	38,298	37,460	37,786
Ordinary income (loss) per employee	995	2,605	3,170	3,445	4,905	6,240	2,748	986	2,074	2,371	1,780
Net income (loss) per employee	391	1,251	1,634	1,823	2,558	3,474	1,049	207	549	1,056	1,148
Number of employees	9,924	9,983	10,602	13,291	14,272	16,117	17,399	19,445	20,204	21,814	20,440

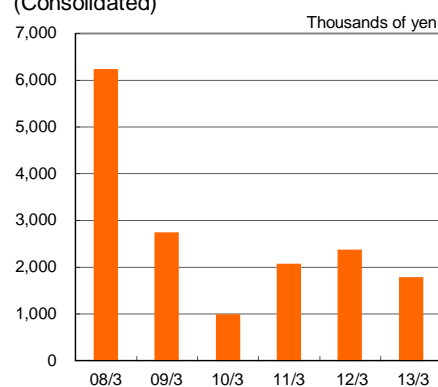
Non-consolidated basis

	03/3	04/3	05/3	06/3	07/3	08/3	09/3	10/3	11/3	12/3	13/3
	(¥Thousand)										
Net sales per employee	59,480	77,225	88,472	102,506	124,858	135,994	101,642	62,880	85,544	92,711	89,625
Ordinary income (loss) per employee	3,854	5,846	5,547	6,685	11,156	12,541	4,797	-3,313	1,324	3,188	208
Net income (loss) per employee	1,042	1,695	3,079	4,865	8,056	8,768	759	-2,314	-74	2,323	1,375
Number of employees	3,399	3,276	3,248	3,253	3,311	3,529	3,918	3,799	4,308	4,901	4,530

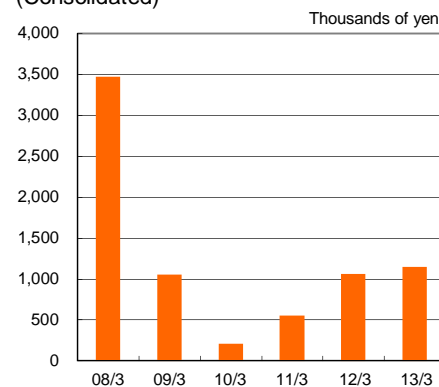
Net Sales per Employee
(Consolidated)



Ordinary Income per Employee
(Consolidated)



Net Income per Employee
(Consolidated)



Number of Employees
(Consolidated)

