

Stability

Consolidated basis

	03/3	04/3	05/3	06/3	07/3	08/3	09/3	10/3	11/3	12/3	13/3
Total assets turnover (Times)	0.90	1.03	1.03	1.23	1.25	1.26	0.89	0.70	0.85	0.80	0.71
Tangible fixed assets turnover (Times)	3.50	4.17	4.49	5.26	5.18	5.19	3.45	2.64	3.39	3.48	2.99
Inventories turnover (Times)	4.37	4.89	4.47	4.96	4.85	4.95	3.13	2.55	3.88	3.54	2.65
Current ratio (%)	134.87	133.90	144.92	137.19	129.05	138.77	130.02	160.89	166.04	144.66	164.07
Fixed assets ratio (%)	181.64	108.40	115.76	118.57	112.28	88.93	103.11	109.44	104.11	103.49	101.36
Interest coverage (Times)	4.92	9.73	11.41	16.68	20.66	18.43	6.81	3.11	5.16	5.07	4.71
Debt/Equity ratio (Times)	2.1	1.7	1.2	1.0	0.9	0.6	1.0	1.0	1.1	1.2	1.1

Non-consolidated basis

	03/3	04/3	05/3	06/3	07/3	08/3	09/3	10/3	11/3	12/3	13/3
Total assets turnover (Times)	0.79	0.95	0.95	1.00	1.25	1.10	0.86	0.52	0.74	0.82	0.70
Tangible fixed assets turnover (Times)	3.56	4.82	5.30	5.71	5.18	6.08	4.00	2.33	3.69	4.36	3.55
Inventories turnover (Times)	7.92	10.33	11.53	11.44	4.85	13.16	7.45	4.01	6.64	6.46	4.64
Current ratio (%)	157.34	156.70	166.66	146.62	129.05	157.39	152.57	200.06	159.48	142.29	156.05
Fixed assets ratio (%)	136.55	53.50	102.52	100.79	112.28	74.61	85.05	109.56	110.88	113.38	118.67
Interest coverage (Times)	8.78	13.69	30.95	43.68	51.25	72.96	24.02	-13.20	2.62	10.94	5.68
Debt/Equity ratio (Times)	1.1	0.8	0.6	0.5	0.4	0.2	0.4	0.5	0.5	0.6	0.7

Note1: Total assets turnover=Net sales/Total assets (Yearly average)

Note2: Tangible fixed assets turnover=Net sales/Tangible fixed assets (Yearly average)

Note3: Inventories turnover=Net sales/Inventories (Yearly average)

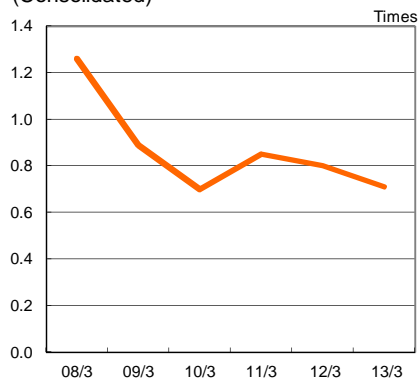
Note4: Current ratio=Current assets/Current liabilities×100

Note5: Fixed assets ratio=Fixed assets/Shareholders' equity×100

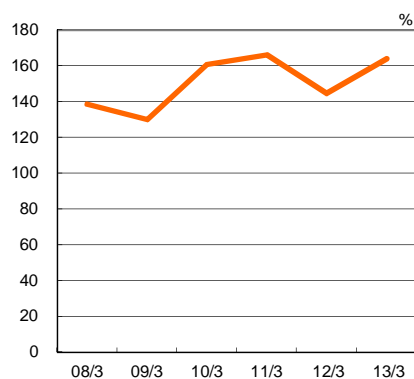
Note6: Interest coverage=(Operating income+Interest and dividend income)/Interest expense

Note7: Debt/Equity ratio=Interest-bearing debt/Shareholders' equity

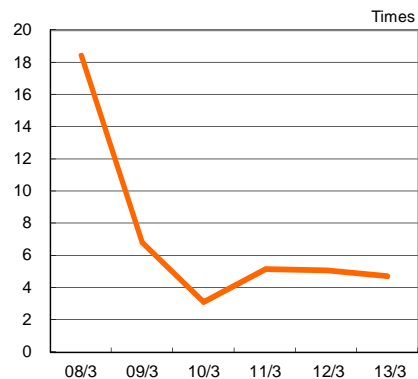
Total Assets Turnover (Consolidated)



Current Ratio (Consolidated)



Interest Coverage (Consolidated)



Debt/Equity Ratio (Consolidated)

