

Hitachi Construction Machinery

SELECTED PARTS

HITACHI

Reliable solutions

Hitachi Construction Machinery Selected Parts Catalog

**GET
PARTS**

**UNDERCARRIAGE
PARTS**



promotion video

ABOUT Hitachi Construction Machinery Selected Parts *1

*1 Hereinafter called "Selected Parts".

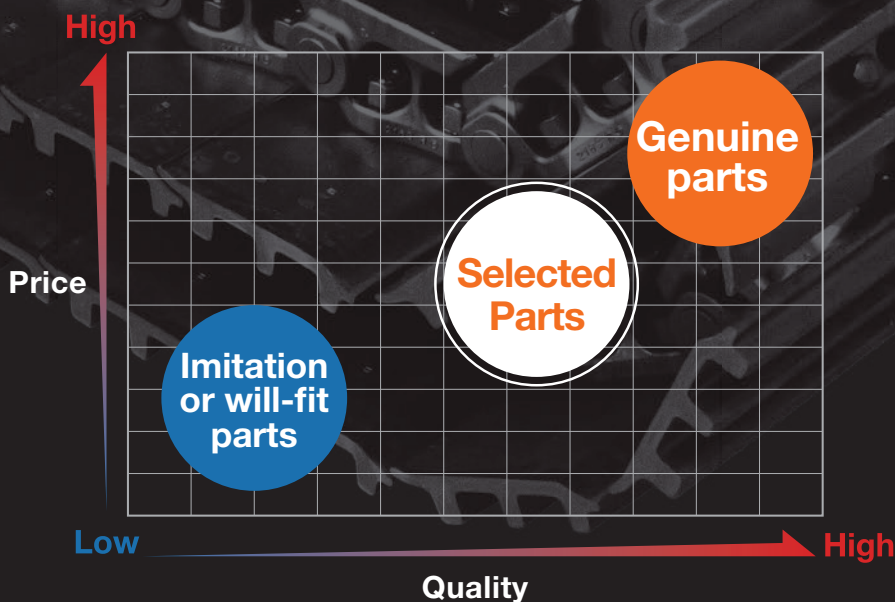
Selected Parts is the new parts line-up of Hitachi Construction Machinery for after-sales service support.

It covers wide range of our machines.

Parts warranty is same as Hitachi Genuine Parts but price is lower.

-  **Excellent durability under the working environments of heavy equipment**
-  **Designed based on Hitachi Construction Machinery Company's technology**
-  **The warranty program provides the equivalent term with Hitachi Genuine Parts *2**
-  **Global sales network**

*2 This warranty program would not apply to normal wear and tear of the product. Please contact to Hitachi authorized dealers for the details of warranty conditions.



GET PARTS



Example of utilization of Selected Parts to lower the lifecycle cost of a machine

Delivery of a machine

Since the bucket teeth was worn-out and work efficiency had started to drop, the bucket teeth were replaced.



It was found out that some undercarriage parts has worn-out during a special machine-visit inspection.



! POINT 01

A wide variety of bucket consumable parts are prepared and available. It is possible to change certain parts to ones most suitable to each application.

Parts will be replace before becoming an actual failure.



! POINT 02

Since the price of Selected Parts are lower than Hitachi Genuine Parts, it is economically feasible to replace parts in a preventive manner.

Since the machine had been engaged in heavy duty work for few days, few of the track links has cracked. They were replaced as individual parts as oppose to the track link assemble replacement.



! POINT 03

Since various parts are available as individual parts or sub-assembly, you do not need to replace the whole track link assemblies.

Replacement of the machine

LIFECYCLE OF PARTS

UNDERCARRIAGE PARTS

Five Features of Selected Parts

Features

Material

Manufacture

Configuration

Warranty

Supply

5 FEATURES

FEATURE

01

Material Optimal anti-wear, impact resistance and lubricating property

FEATURE

02

Manufacture Strict manufacturing processes and quality control

FEATURE

03

Configuration Design based on Hitachi Construction Machinery company's technology

FEATURE

04

Warranty The warranty program provides the equivalent term with Hitachi Genuine Parts

FEATURE

05

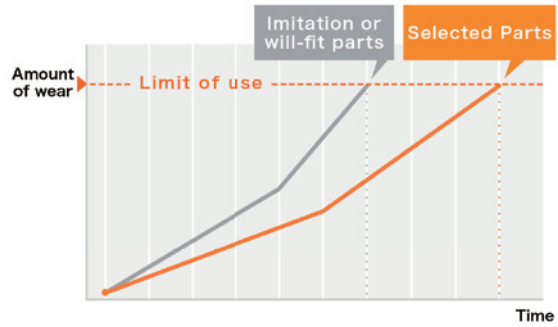
Supply Global supply system

FEATURE 01 FEATURE 02

Material / Manufacture

Excellent durability required for the heavy equipment's working environments

	Genuine parts	Selected Parts	Imitation or will-fit parts
Anti-wear quality/ Impact resistance	◎	○	△




FEATURE 03

Configuration

Designed based on Hitachi Construction Machinery Company's technology

Shapes calculated to maintain sufficient strength to prevent early performance degradation (wear and cracking).



FEATURE 04

Warranty

We secure the parts with warranty equivalent to Hitachi Genuine Parts

The warranty term is for 1 year/unlimited hour from the date the parts were installed on the machine or purchased.

Install the parts on the machine and start warranty!

**1 YEAR
UNLIMITED**

1 year warranty



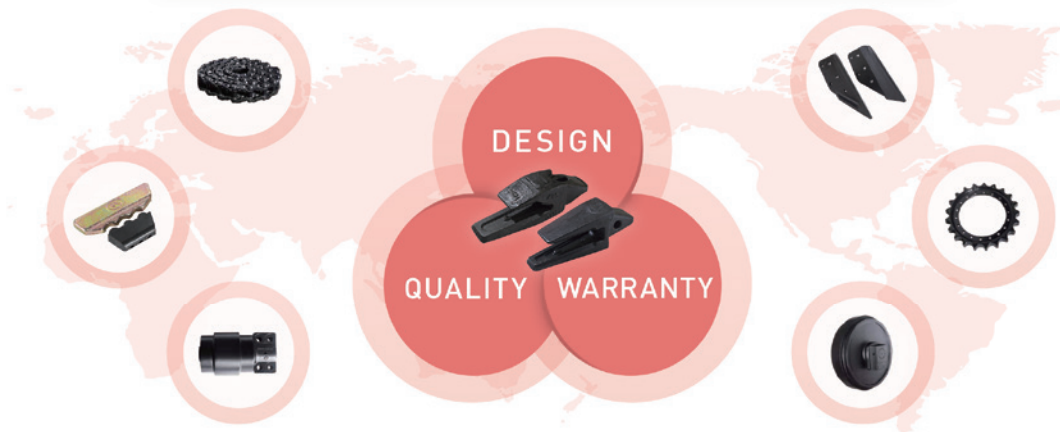
FEATURE 05

Supply

Hitachi Construction Machinery's Global sales network

You can purchase from Hitachi Construction Machinery dealers around the world when needed.
Please contact your nearest Hitachi Construction Machinery dealer.

● Hitachi Construction Machinery's Global supply ●



UNDERCARRIAGE PARTS

List of undercarriage parts

Idler

Sprocket

Upper roller

Lower roller

Track link



Regarding icons in the text;

Mini

“Mini” indicates 1.4 to 8 ton excavators.

Examples: ZX14, ZX85, etc.

Mid

“Mid” indicates 10 to 35 ton excavators.

Examples: ZX110, ZX270, etc.

Large

“Large” indicates 45 to 87 ton excavators.

Examples: ZX450, ZX890, etc.



Idler

Mini

Mid

Large

Idlers are to adjust the track link tension, which make track links to run on the rollers smoothly by expansion and contraction mechanism, and prevent the machine from falling.

Sprocket

Mini

Mid

Large

Sprockets play an important role to convey rotating force to the track links. If the sprocket teeth is worn out, the traveling force of the machine will get weaker and premature wearing of track links will occur. The teeth of Selected Parts sprockets are carefully heat treated to increase their anti-wear quality.



Application example: Forestry operation

In forestry operation, undercarriage parts worn out faster, so Selected Parts becomes handy due to its reasonable pricing.

ZX-1,3,5,6
type
1.4~8t

ZX-1,3,5,6
type
10~35t

ZX-1,3,5,6
type
45~87t

UNDERCARRIAGE
PARTS

Upper roller

Mini

Mid

Large

Upper rollers rotate and guide track links so that the track links move smoothly under various ground conditions. If they don't rotate normally, the track links will be worn out prematurely.

Selected Parts upper rollers are deeply heat treated and their metal texture is fine and uniform.



Lower roller

Mini

Mid

Large

Lower rollers play an important role to guide the track links so that the links move smoothly under various ground conditions. However, the lower rollers are prone to wearing and breakage. If they get worn beyond a certain limit, contact with track links becomes skewed, which will lead to premature wearing of the links.

Selected Parts lower rollers are deeply heat treated and their metal texture is fine and uniform.

Track link

Mini

Mid

Large

Track links play an important role in the traveling system and it is necessary to frequently adjust their tension. If they get worn beyond a certain limit, wearing will get faster. Eventually, they get derailed. The right and left end sections of Selected Parts track links are carefully heat treated to increase their anti-wear property.

* Track;Link (Unit) are available as individual parts so that a single section or an inner part can be replaced. Refer to page 16 for details.



GET PARTS

List of GET parts

Tooth adapter

Tooth point

Side cutter

Shroud

Lock pin and rubber



Regarding icons in the text;

Mini

“Mini” indicates 1.4 to 8 ton excavators.

Examples: ZX14, ZX85, etc.

Mid

“Mid” indicates 12 to 35 ton excavators.

Examples: ZX110, ZX270, etc.

Large

“Large” indicates 45 to 87 ton excavators.

Examples: ZX450, ZX890, etc.



Tooth adapter

Mini

Mid

Large

For fastening teeth to the bucket.

Tooth point

Mini

Mid

Large

Used for general excavation or making the surface of a slope smooth. It is possible to change attachments for each application.

Heat-treated material or cemented carbide is used to increase anti-wear property.



**Application example:
Mining**

Although bucket parts get worn or broken much faster in mining operation, the maintenance cost can be kept reasonable thanks to Selected Parts.

ZX-1,3,5,6
type
1.4~8t

ZX-1,3,5,6
type
12~35t

ZX-1,3,5,6
type
45~87t

Lock pin and rubber

Mini **Mid** **Large**

Prevent tooth adapters from falling out.



Side cutter

Mini **Mid** **Large**

Improves cutting ability of the side plates of the bucket and also prevent the side plates from wearing.

Shroud

Large

Protect the bucket bottom lip when the machine works under a hard duty environment.



PARTS LIST

List of parts



UNDERCARRIAGE PARTS

ZX-1,3,5,6
type
1.4~8t

ZX-1,3,5,6
type
10~35t

ZX-1,3,5,6
type
45~87t

Idler

For mini/small-size excavators (ZX-1, 3, 5, 6 type 1.4~8t)

Applicable Models	Selected Parts No.	Genuine Parts No.
ZX14-3, ZX16-3, ZX17U-2, ZX17U-5A, ZX17U-5N, ZX18-3, ZX19-5A, ZX19U-5A	9312918PS	9312918
ZX20U, ZX20UR, ZX20U-5A, ZX26U-5A, ZX26U-5N, ZX27-3	9314258PS	9314258
ZX27-2, ZX27U-3, ZX29U-3, ZX30U-3, ZX33U-3, ZX35U-3, ZX38U-3, ZX40UR-3,	9261429PS	9261429
ZX27U-3, ZX29U-3, ZX30U-3, ZX33U-3, ZX35U-3, ZX38U-3, ZX40UR-3, ZX30U-5A, ZX33U-5A, ZX35U-5A, ZX38U-5A, ZX40UR-5B	9269094PS	9269094
ZX40U, ZX50U, ZX40U-2, ZX50U-2, ZX55UR-2, 40U-3, ZX48U-3, ZX50U-3, ZX52U-3F, ZX55UR-3	XP00000329PS	9237507
ZX40U-3, X49U-3U, ZX48U-3, ZX50U-3, ZX52U-3, ZX55UR-3, ZX50U-5A, ZX55U-5B, ZX40U-5A	YD60007381PS	YD60007381, 9318048
ZX55UR, ZX60-5A	9133370PS	9133370
ZX60USB-5N, ZX65USB-5A	9318338PS	9318338
ZX70, ZX70LC, ZX75UR, ZX80LCK, ZX70-3, ZX70LC-3, ZX75UR-3, ZX75US-5A, ZX80LCK-3, ZX85US-3, ZX85US-5A, ZX70-5A	9154166PS	9154166

For mid-size excavators (ZX-1, 3, 5, 6 type 10~35t)

Applicable Models	Selected Parts No.	Genuine Parts No.
ZX110-1/3, ZX120-1/3/5B/6	XP00000237PS	9273554
ZX160, ZX160LC-3, ZX180LC-1/3, ZX200, ZX200-3(*), ZX230, ZX240-3(*)	XP00000239PS	9242964
ZX160-5B/6, ZX160LC-5A/5B/5G/6, ZX180-5B, ZX200-3(*), ZX200-5A/5B/5G/6, ZX240-3(*), ZX240-5A/5B/5G/6	XP00000264PS	9303011
ZX270, ZX270-3(*), ZX330-3(*)	XP00000243PS	9245616
ZX270-3(*), ZX280-5B/5G, ZX300-5A/6, ZX330-3(*), ZX330-5A/5B/5G/6	XP00000265PS	YA60018462

For large-size excavators (ZX-1, 3, 5, 6 type 45~87t)

Applicable Models	Selected Parts No.	Genuine Parts No.
ZX450, ZX480/H, ZX500-1/3, ZX520-3/3F, ZX530-5A, ZX600, ZX650	9137270PS	9137270
ZX450-3/3F, ZX470-3/3F, ZX470LC-5A/5B/5G, ZX480-5B, ZX490-5A	9244297PS	9244297
ZX800/3, ZX850-3F, ZX850, ZX870-5B/5G, ZX870H-3/3F/5B/5G, ZX870LC-5B/5G, ZX890-5A	YA00026683PS	YA00026683
ZX650LC-3/5B, ZX670LC-5B/5G, ZX670LCR-3/3F, ZX690-5A	YA00026685PS	YA00026685

* Attention : Selected Parts may vary depends on machine model and serial number.

To confirm appropriate Selected Parts for your machine, please contact your local dealer.

Precaution | We recommend that the left and right idlers should be replaced at the same time.

UNDERCARRIAGE PARTS

ZX-1,3,5,6
type
1.4~8t

ZX-1,3,5,6
type
10~35t

ZX-1,3,5,6
type
45~87t

Sprocket

For mini/small-size excavators (ZX-1, 3, 5, 6 type 1.4~8t)

Applicable Models	Selected Parts No.	Genuine Parts No.
ZX14-3, ZX16-3, ZX17U-2, ZX17U-5A, ZX18-3, ZX19-5A	2056268PS	2056268
ZX26U-5A, ZX26U-5N	2054262PS	2054262
ZX27-3, ZX35, ZX35KD, ZX40UR, ZX30U	2039666PS	2039666
ZX27U-3, ZX29U-3, ZX30U-3, ZX33U-3, ZX35U-3, ZX38U-3, ZX40UR-3, ZX30U-5A, ZX33U-5A, ZX35U-5A, ZX38U-5A, ZX40UR-5B	2055869PS	2055869
ZX30, ZX27U-2, ZX27U-3, ZX29U-3, ZX30U-3, ZX33U-3, ZX35U-3, ZX38U-3, ZX40UR-3, ZX30U-2, ZX35U-2, ZX30UR-2, ZX40UR-2	1032265PS	1032265
ZX40U-3, ZX48U-3, ZX50U-3, ZX52U-3, ZX55UR-3, ZX50U-5A, ZX55U-5B, ZX40U-5A, ZX55UR-5B	1036618PS	1036618
ZX60-5A, ZX60-5G, ZX60USB-3, ZX65USB-3F, ZX60USB-5N, ZX65USB-5A, ZX68USR-5A	2054155PS	2054155
ZX70-3, ZX70LC-3, ZX75US-5A, ZX80LCK-3, ZX85US-3, ZX85USB-5A	1033840PS	1033840
ZX70-5A, ZX70LC-5A, ZX70-5G, ZX70LC-5G	YD00002183PS	YD00002183

For mid-size excavators (ZX-1, 3, 5, 6 type 10~35t)

Applicable Models	Selected Parts No.	Genuine Parts No.
ZX110-1/3, ZX120-1/3	XP00000228PS	1010325
ZX120-5B/6	XP00000266PS	1028027
ZX160, ZX160LC-3(*), ZX180LC-1/3, ZX180-5B, ZX200	XP00000229PS	1018740
ZX160-5B/6, ZX160LC-3(*)/5A/5B/5G/6, ZX200-3/5A/5B/5G/6	XP00000230PS	1033091
ZX230	XP00000231PS	1010203
ZX240-3/5A/5B/5G/6	XP00000232PS	1032489
ZX270, ZX330	XP00000234PS	1022168
ZX270-3, ZX280-5B/5G, ZX300-5A/6	XP00000233PS	1033227
ZX330-3/5A/5B/5G/6	XP00000235PS	1033163

For large-size excavators (ZX-1, 3, 5, 6 type 45~87t)

Applicable Models	Selected Parts No.	Genuine Parts No.
ZX450-3/3F, ZX460LCH, ZX470-3/3F/5B/5G, ZX470LC-5A/5B/5G, ZX480LCK-5B, ZX490H-5A	1010956PS	1010956
ZX450MT, ZX480MT, ZX500LC/3/3F, ZX520-3/3F/5B, ZX530LCH-5A, ZX600, ZX650	4639374PS	4639374
ZX650LC-3/5B, ZX670LCH-3/3F/5B/5G, ZX690LCH-5A, ZX800, ZX850-3/3F, ZX870H-3/3F/5B/5G, ZX890-5A	YA00001980PS	YA00001980

* Attention : Selected Parts may vary depends on machine model and serial number.

To confirm appropriate Selected Parts for your machine, please contact your local dealer.

Precaution | We recommend that the left and right sprockets should be replaced at the same time.

UNDERCARRIAGE PARTS

ZX-1,3,5,6
type
1.4~8t

ZX-1,3,5,6
type
10~35t

ZX-1,3,5,6
type
45~87t

Upper roller

For mini/small-size excavators (ZX-1, 3, 5, 6 type 1.4~8t)

Applicable Models	Selected Parts No.	Genuine Parts No.
ZX60-5A, ZX60-5G	4679884PS	4679884, 4392416
ZX30U, ZX27U-2, ZX27U-3, ZX29U-3, ZX30U-3, ZX33U-3, ZX35U-3, ZX38U-3, ZX40UR-3, ZX30U-2, ZX35U-2, ZX30UR-2, ZX40UR-2, ZX35B	9237948PS	9237948
ZX40U, ZX50U, ZX40U-2, ZX50U-2, ZX55UR-2, ZX40U-3, ZX48U-3, ZX50U-3, ZX52U-3, ZX55UR-3, ZX40U-A, ZX50U-A	9239529PS	9239529
ZX27U-3, ZX30U-3, ZX33U-3, ZX30U-5A, ZX33U-5A, ZX35U-5A, ZX38U-5A, ZX40UR-5B, ZX40U-3, ZX48U-3, ZX50U-3, ZX55UR-3, ZX40U-5A, ZX55UR-5B	4718355PS	4718355
ZX70, ZX75UR, ZX80LCK, ZX70-3, ZX75UR-3, ZX75UR-5B, ZX80LCK-3, ZX85US-3, ZX85US-5A, ZX70-5A, ZX85USBLC-3,	XP00000362PS	9153288

For mid-size excavators (ZX-1, 3, 5, 6 type 10~35t)

Applicable Models	Selected Parts No.	Genuine Parts No.
ZX110-1/3, ZX120-1/3/5B/6	XP00000257PS	9160680
ZX160, ZX180LC, ZX200, ZX230	XP00000303PS	9134245
ZX160-5B/6, ZX160LC-3/5A/5B/5G/6, ZX180LC-3, ZX180-5B, ZX200-3/5A/5B/5G/6, ZX240-3/5A/5B/5G/6	XP00000259PS	9234984
ZX270, ZX330	XP00000304PS	9257022
ZX270-3, ZX280-5B/5G, ZX300-5A/6, ZX330-3/5A/5B/5G/6	XP00000261PS	9245117

For large-size excavators (ZX-1, 3, 5, 6 type 45~87t)

Applicable Models	Selected Parts No.	Genuine Parts No.
ZX450, ZX450LC, ZX460LCH, ZX470-5G/5A/5G, ZX490H-5A, ZX490-5A	9099140PS	9099140
ZX450MT, ZX480MT, ZX500LC-3/3F, ZX520LCH-3/3F/5B, ZX530LCH-5A, ZX600, ZX650H	9109492PS	9109492
ZX450-3/3F, ZX470-5B	9250478PS	9250478
ZX650-3, ZX670-3/3F/5B/5G, ZX690-5A, ZX800	9078675PS	9078675
ZX850-3/3F, ZX870-5B/5G, ZX890-5A	4638433PS	4638433

* Attention : Selected Parts may vary depends on machine model and serial number.

To confirm appropriate Selected Parts for your machine, please contact your local dealer.

Precaution | We recommend that the left and right upper rollers should be replaced at the same time.

UNDERCARRIAGE PARTS

ZX-1,3,5,6
type
1.4~8t

ZX-1,3,5,6
type
10~35t

ZX-1,3,5,6
type
45~87t

Lower roller

For mini/small-size excavators (ZX-1, 3, 5, 6 type 1.4~8t)

Applicable Models	Selected Parts No.	Genuine Parts No.
ZX14-3, ZX14-3CKD, ZX16-3, ZX17U-2, ZX17U-5A, ZX17U-5N, ZX18-3, ZX19-5A, ZX19U-5A	YD00004084PS	YD00004084
ZX30U, ZX35U-A, ZX27U-2, ZX27U-3, ZX29U-3, ZX30U-3, ZX33U-3, ZX35U-3, ZX38U-3, ZX40UR-3, ZX30U-2, ZX35U-2U, ZX30UR-2, ZX40UR-2	9237937PS	9237937
ZX30U, ZX29U-3, ZX30U-3, ZX33U-3, ZX35U-3, ZX38U-3, ZX40UR-3, ZX30U-5A, ZX33U-5A, ZX35U-5A, ZX38U-5A	YD00008528PS	YD00008528, YD00005461
ZX50, ZX40U, ZX50U, ZX40U-2, ZX50U-2, ZX40U-3, ZX48U-3, ZX48U-3F, ZX50U-3, ZX52U-3, ZX55UR-3, ZX50U-5A, ZX55U-5B, ZX40U-5A, ZX40U-5B, ZX55USR-5A, ZX40U-A, ZX50U-A	YD00010174PS	YD00010174
ZX40, ZX55UR, ZX40U, ZX50U, ZX60-HCMC, ZX60-5A, ZX60-5G, ZX40U-A, ZX50U-A	4357785PS	4357785
ZX60USB-365USB-3F, ZX60USB-5N, ZX65USB-5A, ZX68USR-5A	4671711PS	4671711
ZX75US-5A, ZX85US-5A	YD00003751PS	9182805, YD00003751
ZX70, ZX70-5A	9170017PS	9170017

For mid-size excavators (ZX-1, 3, 5, 6 type 10~35t)

Applicable Models	Selected Parts No.	Genuine Parts No.
ZX110-1/3, ZX120-1/3/5B/6	XP00000253PS	9132600
ZX160/5B/6, ZX160LC-3/5A/5B/5G/6, ZX180LC-1/3, ZX180-5B, ZX200-1/3/5A/5B/5G/6, ZX230, ZX240-3/5A/5B/5G/6	XP00000254PS	9184516
ZX270, ZX330	XP00000263PS	9168173
ZX270-3, ZX280-5B/5G, ZX300-5A/6, ZX330-3/5A/5B/5G/6	XP00000256PS	9253782

For large-size excavators (ZX-1, 3, 5, 6 type 45~87t)

Applicable Models	Selected Parts No.	Genuine Parts No.
ZX450, ZX450-3/3F, ZX470H-3/3F/5B, ZX470LC-5A/5B/5G	YA00005129PS	YA00005129
ZX450, ZX480, ZX500-3, ZX520LCH-3/5B, ZX530LCH-5A, ZX600ZX, ZX650H	4473719PS	4473719
ZX650LC-3, ZX670LCR-3/3F/5B/5G, ZX690LCH-5A, ZX800/3, ZX850-3F, ZX870H-5G/5B/5G, ZX890-5A	4473720PS	4473720

* Attention : Selected Parts may vary depends on machine model and serial number.
To confirm appropriate Selected Parts for your machine, please contact your local dealer.
Precaution | We recommend that the left and right lower rollers should be replaced at the same time.

UNDERCARRIAGE PARTS

ZX-1,3,5,6
type
1.4~8t

ZX-1,3,5,6
type
10~35t

ZX-1,3,5,6
type
45~87t

Track link

For mini/small-size excavators (ZX-1, 3, 5, 6 type 1.4~8t)


Applicable Models	Selected Parts No.	Number of Links	Genuine Parts No.
ZX27-3	9302915PS	41	9302915
ZX27U-3, ZX29U-3	YD00000165PS	40	YD00000165
ZX30U-3, ZX33U-3, ZX35U-3, ZX38U-3, ZX40UR-3, ZX30U-5A, ZX33U-5A, ZX35U-5A	4736279PS	44	4736279
ZX35U-A, ZX30U-3, ZX30U-3U, ZX35U-3	9187987PS	44	9187987
ZX40U-3, ZX48U-3, ZX50U-3, ZX52U-3, ZX55UR-3	YD00001544PS	38	YD00001544
ZX40U-3, ZX48U-3, ZX50U-3, ZX52U-3, ZX50U-5B, ZX40U-5A, ZX55UR-5B	YD00007403PS	39	YD00007403, 4720489
ZX48U-5A, ZX55U-5A, ZX60-5A, ZX60-5G	9317734PS	38	9317734, 9143849
ZX70, ZX70-3, ZX80LCK-3, ZX70-5A	9156478PS	39	9156478
ZX70LC, ZX75UR, ZX80LCK, ZX70-3, ZX80LCK-3, ZX85US-3, ZX70LC-5G, ZX85USBLC-3	9163908PS	39	9163908

For mid-size excavators (ZX-1, 3, 5, 6 type 10~35t)

Applicable Models	Selected Parts No.	Number of Links	Genuine Parts No.
ZX110-1/3	XP00000267PS	41	9179404
ZX120-1/3/5B/6, ZX135US-1/3/5A/5B/6, ZX135UR	XP00000236PS	44	9178845
ZX130LCN-1/3/5B/6	XP00000298PS	46	9229755
ZX110M, ZX130L, ZX130MT, ZX135USL, ZX138MF	XP00000296PS	42	9200212
ZX160	XP00000299PS	43	9200213
ZX180LC, ZX200	XP00000301PS	46	9200210
ZX200LC	XP00000302PS	49	9200211
ZX110M-3, ZX130L-3/5B, ZX135USL-3/5B	XP00000297PS	42	9282299
ZX160-5B/6, ZX160LC-3/5A/5B/5G/6	XP00000300PS	43	9257122
ZX180-5B, ZX180LC-3/5B/5G, ZX190LC-6, ZX200-3/5A/5B/5G/6, ZX225US-3/5A/5B/6, ZX225USR-3/5B/6, X225US, ZX225USR	XP00000244PS	46	9248706
ZX200LC-3/5A/5B/5G/6, ZX225USLC-3/5A/5B/6, ZX225USRL-3/5B/6, ZX225USRLC-3/5B/6, ZX210L-3, ZX225USLC, ZX225USRLC	XP00000245PS	49	9250500
ZX230, ZX240-3/5A/5B/5G/6	XP00000248PS	47	9250491
ZX230LC, ZX240LC-3/5A/5B/5G/6, ZX250L-3	XP00000249PS	51	9250497
ZX270-1/3, ZX280-5B/5G, ZX300-5A/6, ZX330-1/3/5A/5B/5G/6, ZX350-5B	XP00000251PS	45	9248209
ZX270LC, ZX280LC-3, ZX290LC-5B, ZX300LC-6, ZX330LC-1/3/5A/5B/5G/6, ZX350L-3	XP00000252PS	48	9251026

For large-size excavators (ZX-1, 3, 5, 6 type 45~87t)

Applicable Models	Selected Parts No.	Number of Links	Genuine Parts No.
ZX450-3/3F, ZX470H-3/5B/5G, ZX490H-5A	9251216PS	-	9251216
ZX470LC-5A/5B/5G, ZX490-5A	9251219PS	-	9251219
ZX500LC-3/3F, ZX520LCH-3/3F/5B, ZX530LCH-5A	9259189PS	-	9259189
ZX650LC-3, ZX670LCR-3/3F/5B/5G, ZX690LCH-5A, ZX850-3/3F/5B, ZX870-5G	9252882PS	-	9252882
ZX870-5B/5G, ZX890-5A	9252885PS	-	9252885



* Attention :

· When replacing track-link of 50t, it must be used genuine nut of 45t to tighten bolt properly. Because if it's genuine nut of 50t, it can't be tighten/hold since width across the flats size is narrow. The picture shows actual size. (A : Left side [45t] / B : Right side [50t])

· We only set Selected Parts master;pin for 45t (XP0000438PS). And for other classes, please use genuine master;pin.

Precaution | We recommend that the left and right track links should be replaced at the same time.

UNDERCARRIAGE PARTS

ZX-1,3,5,6
type
1.4~8t

ZX-1,3,5,6
type
10~35t

ZX-1,3,5,6
type
45~87t

Track;Link (Unit)

We offer Selected Parts track link inner parts to cope with necessary small parts for Selected Parts track link assy.

* These inner parts are not compatible with genuine track link.



Representative Models	Selected Parts Track Link (Unit) Part No.	Description	Selected Parts Track Link Assy Parts No.
ZX30U-3	XP00000427PS	TRACK-LINK*1	9302915PS
	XP00000328PS	BUSHING	
	XP00000398PS	PIN	
	XP00000413PS	PIN;MASTER	
ZX30U-3	XP00000427PS	TRACK-LINK*1	YD00000165PS
	XP00000328PS	BUSHING	
	XP00000398PS	PIN	
	XP00000413PS	PIN;MASTER	
ZX30U-3	XP00000427PS	TRACK-LINK*1	4736279PS
	XP00000328PS	BUSHING	
	XP00000398PS	PIN	
	XP00000413PS	PIN;MASTER	
ZX30U-3	XP00000428PS	TRACK-LINK*1	9187987PS
	XP00000328PS	BUSHING	
	XP00000398PS	PIN	
	XP00000413PS	PIN;MASTER	
ZX40U-3	XP00000457PS	TRACK-LINK*2	YD000001544PS
	XP00000423PS	BUSHING	
	XP00000399PS	PIN	
	XP00000414PS	PIN;MASTER	
	XP00000418PS	RING	
	XP00000420PS	SPACER	
ZX52U-3	XP00000458PS	TRACK-LINK*2	YD000007403PS
	XP00000424PS	BUSHING	
	XP00000400PS	PIN	
	XP00000415PS	PIN;MASTER	
	XP00000418PS	RING	
	XP00000420PS	SPACER	
ZX60-5G	XP00000459PS	TRACK-LINK*2	9317734PS
	XP00000425PS	BUSHING	
	XP00000401PS	PIN	
	XP00000416PS	PIN;MASTER	
	XP00000418PS	RING	
	XP00000420PS	SPACER	
ZX70-3	XP00000460PS	TRACK-LINK*2	9156478PS
	XP00000402PS	PIN	
	XP00000412PS	BUSHING;MASTER	
	XP00000417PS	PIN;MASTER	
	XP00000419PS	RING	
	XP00000421PS	SPACER	

Representative Models	Selected Parts Track Link (Unit) Part No.	Description	Selected Parts Track Link Assy Parts No.
ZX70-3	XP00000460PS	TRACK-LINK*2	9163908PS
	XP00000402PS	PIN	
	XP00000412PS	BUSHING;MASTER	
	XP00000417PS	PIN;MASTER	
	XP00000419PS	RING	
	XP00000421PS	SPACER	
ZX120-3	XP00000453PS	TRACK-LINK*2	XP00000267PS
	XP00000369PS	PIN	
	XP00000383PS	BUSHING;MASTER	
	XP00000386PS	PIN;MASTER	
	XP00000389PS	RING	
	XP00000392PS	SPACER	
ZX120-3	XP00000453PS	TRACK-LINK*2	XP00000236PS
	XP00000369PS	PIN	
	XP00000383PS	BUSHING;MASTER	
	XP00000386PS	PIN;MASTER	
	XP00000389PS	RING	
	XP00000392PS	SPACER	
ZX120-3	XP00000453PS	TRACK-LINK*2	XP00000298PS
	XP00000369PS	PIN	
	XP00000383PS	BUSHING;MASTER	
	XP00000386PS	PIN;MASTER	
	XP00000389PS	RING	
	XP00000392PS	SPACER	
ZX200	XP00000454PS	TRACK-LINK*2	XP00000296PS
	XP00000370PS	PIN	
	XP00000384PS	BUSHING;MASTER	
	XP00000387PS	PIN;MASTER	
	XP00000390PS	RING	
	XP00000393PS	SPACER	

UNDERCARRIAGE PARTS

ZX-1,3,5,6
type
1.4~8t

ZX-1,3,5,6
type
10~35t

ZX-1,3,5,6
type
45~87t

Representative Models	Selected Parts Track Link (Unit) Part No.	Description	Selected Parts Track Link Assy Parts No.
ZX200	XP00000454PS	TRACK-LINK*2	XP00000299PS
	XP00000370PS	PIN	
	XP00000384PS	BUSHING;MASTER	
	XP00000387PS	PIN;MASTER	
	XP00000390PS	RING	
	XP00000393PS	SPACER	
	XP00000396PS	COLLAR	
ZX200	XP00000454PS	TRACK-LINK*2	XP00000301PS
	XP00000370PS	PIN	
	XP00000384PS	BUSHING;MASTER	
	XP00000387PS	PIN;MASTER	
	XP00000390PS	RING	
	XP00000393PS	SPACER	
	XP00000396PS	COLLAR	
ZX200	XP00000454PS	TRACK-LINK*2	XP00000302PS
	XP00000370PS	PIN	
	XP00000384PS	BUSHING;MASTER	
	XP00000387PS	PIN;MASTER	
	XP00000390PS	RING	
	XP00000393PS	SPACER	
	XP00000396PS	COLLAR	
ZX200-3	XP00000455PS	TRACK-LINK*2	XP00000297PS
	XP00000370PS	PIN	
	XP00000384PS	BUSHING;MASTER	
	XP00000387PS	PIN;MASTER	
	XP00000390PS	RING	
	XP00000393PS	SPACER	
	XP00000396PS	COLLAR	
ZX200-3	XP00000455PS	TRACK-LINK*2	XP00000300PS
	XP00000370PS	PIN	
	XP00000384PS	BUSHING;MASTER	
	XP00000387PS	PIN;MASTER	
	XP00000390PS	RING	
	XP00000393PS	SPACER	
	XP00000396PS	COLLAR	
ZX200-3	XP00000455PS	TRACK-LINK*2	XP00000244PS
	XP00000370PS	PIN	
	XP00000384PS	BUSHING;MASTER	
	XP00000387PS	PIN;MASTER	
	XP00000390PS	RING	
	XP00000393PS	SPACER	
	XP00000396PS	COLLAR	
ZX200-3	XP00000455PS	TRACK-LINK*2	XP00000245PS
	XP00000370PS	PIN	
	XP00000384PS	BUSHING;MASTER	
	XP00000387PS	PIN;MASTER	
	XP00000390PS	RING	
	XP00000393PS	SPACER	
	XP00000396PS	COLLAR	
ZX200-3	XP00000455PS	TRACK-LINK*2	XP00000248PS
	XP00000370PS	PIN	
	XP00000384PS	BUSHING;MASTER	
	XP00000387PS	PIN;MASTER	
	XP00000390PS	RING	
	XP00000393PS	SPACER	
	XP00000396PS	COLLAR	

Representative Models	Selected Parts Track Link (Unit) Part No.	Description	Selected Parts Track Link Assy Parts No.
ZX200-3	XP00000455PS	TRACK-LINK*2	XP00000249PS
	XP00000370PS	PIN	
	XP00000384PS	BUSHING;MASTER	
	XP00000387PS	PIN;MASTER	
	XP00000390PS	RING	
	XP00000393PS	SPACER	
	XP00000396PS	COLLAR	
ZX330-3	XP00000456PS	TRACK-LINK*2	XP00000251PS
	XP00000371PS	PIN	
	XP00000385PS	BUSHING;MASTER	
	XP00000388PS	PIN;MASTER	
	XP00000391PS	RING	
	XP00000394PS	SPACER	
	XP00000397PS	COLLAR	
ZX330-3	XP00000456PS	TRACK-LINK*2	XP00000252PS
	XP00000371PS	PIN	
	XP00000385PS	BUSHING;MASTER	
	XP00000388PS	PIN;MASTER	
	XP00000391PS	RING	
	XP00000394PS	SPACER	
	XP00000397PS	COLLAR	

*1 : Track Link is sub-assy with shoe

*2 : Track Link is sub-assy

GET PARTS

ZX-1,3,5,6
type
1.4~8t

ZX-1,3,5,6
type
12~35t

ZX-1,3,5,6
type
45~87t

GET parts

For mini/small-size excavators (ZX-1, 3, 5, 6 type 1.4~8t)

Model Class	Selected Parts No.	Description	Remarks
ZX10-40	4106786PS	ADAPTER;TOOTH	18S type
	4417532PS	ADAPTER;TOOTH	18S type
	4626441PS	CUTTER;SIDE	-
	4626442PS	CUTTER;SIDE	-
	4339868PS	PIN;LOCK	18-20PN
	4339865PS	POINT;TOOTH	18S type
	4339867PS	RUBBER;LOCK	18-20LK
ZX40-60	4245518PS	ADAPTER;TOOTH	18S
	3066997PS	CUTTER;SIDE	-
	3066998PS	CUTTER;SIDE	-
	4622021PS	CUTTER;SIDE	-
	4626430PS	CUTTER;SIDE	-

Model Class	Selected Parts No.	Description	Remarks
EX10-20	4330947PS	ADAPTER;TOOTH	1610T-13V
	4357232PS	PIN;LOCK	V13PN
	4353469PS	POINT;TOOTH	V13S
	XP00000320PS	POINT;TOOTH	V13SYL
	4047569PS	ADAPTER;TOOTH	A1306-25
ZX70-80	4135495PS	ADAPTER;TOOTH	22S type
	3053595PS	CUTTER;SIDE	285A-7-3-5
	3053596PS	CUTTER;SIDE	285A-7-3-6
	4135497PS	PIN;LOCK	22PN
	4135496PS	POINT;TOOTH	22S
	XP00000307PS	POINT;TOOTH	25S
	4135498PS	RUBBER;LOCK	22LK

For mid-size excavators (ZX-1, 3, 5, 6 type 12~35t)

Model Class	Selected Parts No.	Description	Remarks
ZX120-130	4366118PS	ADAPTER;TOOTH	20Y-70-14520
	4425500PS	ADAPTER;TOOTH	FT3210T-30
	2015428PS	CUTTER;SIDE	-
	2015429PS	CUTTER;SIDE	-
	XP00000262PS	PIN;LOCK	25-30PN
	XP00000305PS	POINT;TOOTH	30S
	XP00000306PS	RUBBER;LOCK	25-30LK
ZX240	4380336PS	ADAPTER;TOOTH	207-939-5120(45)
	4437208PS	ADAPTER;TOOTH	3809-40ZX
	2021232PS	CUTTER;SIDE	-
	2021233PS	CUTTER;SIDE	-
	4380344PS	PIN	09244-02516
	4512366PS	PIN;LOCK	40PN-P
	4380343PS	POINT;TOOTH	207-70-14151
	4512365PS	POINT;TOOTH	40S
	XP00000324PS	POINT;TOOTH	PC300TL
	XP00000325PS	POINT;TOOTH	PC300RC-N
ZX380-400	4617810PS	ADAPTER;TOOTH	5610T-V43
	4422932PS	PIN;LOCK	V43PN
	4471407PS	POINT;TOOTH	V43RP
	4670449PS	SHROUD	-

Model Class	Selected Parts No.	Description	Remarks
ZX200-220	4363714PS	ADAPTER;TOOTH	20Y-934-2211
	4383046PS	ADAPTER;TOOTH	V29
	4414271PS	ADAPTER;TOOTH	F3610T-35
	2014503PS	CUTTER;SIDE	-
	2014504PS	CUTTER;SIDE	-
	4364125PS	PIN	09244-02496
	4383069PS	PIN	V29PN
	4501627PS	PIN;LOCK	35PN
	4364121PS	POINT;TOOTH	205-70-19570
	4427919PS	POINT;TOOTH	35S
	XP00000321PS	POINT;TOOTH	205-70-19570
	XP00000322PS	POINT;TOOTH	PC200RC-N
	XP00000323PS	POINT;TOOTH	V29SHV
ZX330-350	4501625PS	RUBBER;LOCK	35-40LK
	4383462PS	ADAPTER;TOOTH	-
	4400249PS	ADAPTER;TOOTH	H4110T-V33
	4441323PS	ADAPTER;TOOTH	40S
	4383465PS	PIN;LOCK	V39PN
	4400252PS	PIN;LOCK	V33PN
	4400253PS	POINT;TOOTH	V39RP
XP00000326PS	POINT;TOOTH	V33SL	

GET PARTS

ZX-1,3,5,6
type
1.4~8t

ZX-1,3,5,6
type
12~35t

ZX-1,3,5,6
type
45~87t

For large-size excavators (ZX-1, 3, 5, 6 type 45~87t)

Model Class	Selected Parts No.	Description	Remarks
ZX450-470	4242623PS	ADAPTER;TOOTH	4756-40
	4350767PS	ADAPTER;TOOTH	6610T-V51
	1010517PS	CUTTER;SIDE	-
	1010518PS	CUTTER;SIDE	-
	4350782PS	PIN;LOCK	V51PN
	4350781PS	POINT;TOOTH	V51SY1
	XP00000327PS	POINT;TOOTH	V51RYL
	4209167PS	SHROUD	-
	4435856PS	SHROUD	BSH-B500R
	4435857PS	SHROUD	BSH-B500L
ZX600-670	4660436PS	ADAPTER;TOOTH	7110T-V59
	4337184PS	SHROUD	SH6630

Model Class	Selected Parts No.	Description	Remarks
ZX850-870	4472321PS	ADAPTER;TOOTH	6610T-V59
	4472842PS	ADAPTER;TOOTH	8110T-V61
	2016745PS	CUTTER;SIDE	-
	2016746PS	CUTTER;SIDE	-
	4397063PS	PIN;LOCK	V61PN
	4472883PS	PIN;LOCK	V59PN
	4255718PS	POINT;TOOTH	V61RY
	4472424PS	POINT;TOOTH	V59RYL
	4206421PS	SHROUD	SH8130-1
	4262453PS	SHROUD	BSH730A
	4386911PS	SHROUD	-

Before using a machine with a telematics communication system, please make sure that the satellite communication system complies with local regulations, safety standards and legal requirements. If not so, please make modifications accordingly.

These specifications are subject to change without notice.
Illustrations and photos show the standard models, and may or may not include optional equipment, accessories, and all standard equipment with some differences in color and features.
Before use, read and understand the Operator's Manual for proper operation.

