



# DATA REPORT SERVICE

- **“Every month”** Receive operation reports with advice via e-mail
- **“Machine emergency”** Receive Emergency Alarm notifications via e-mail

The monthly report notifies on each machine's operation status, and the alarm report notifies on alarm information. These two types of reports allow you to visualize the operation status of your machine, and monitor your machine's day-to-day operation status in order to maximize machine availability.

HITACHI			
A. Operating Hours and Conditions		Report No.	DRP-F9000000002-000019680-0001
Model Name		Machine ID	123456
S/N		Reporting Period	01/07/2012 to 31/07/2012
		Date of Issue	08/08/2012

Latest Hour Meter Reading	1,140 hr(s)	Time since Delivery	2 Year(s) 7 Month(s)
No. of Operating Days	20 Days	Engine Operating Hours	91.7 hr(s)

Operating Conditions Calendar						
Sun.	Mon.	Tue.	Wed.	Thu.	Fri.	Sat.
1	2	3	4	5	6	7
8	9	10	11	12	13	14
15	16	17	18	19	20	21
22	23	24	25	26	27	28
29	30	31				

<b>Power Mode Ratio</b>	PWR Mode	30 % ECO Mode	70 %
-------------------------	----------	---------------	------

<b>Fuel Efficiency &amp; CO2</b>	Fuel Consumption	1,157 l	Over Preceding Month	-100 l
	Fuel Efficiency	12.4 l/hr	Over Preceding Month	-0.3 l/hr
	CO2 Emission Amount	2,985 kg	Over Preceding Month	-258 kg

<b>2. ECO Operation Report</b>	Non-Operation Ratio	22 % (20.3 hr(s))	Index	A B C D
	Swing Operation Ratio	71 % (51.2 hr(s))	Index	A B C D

Note: This report is based on data that has been registered on Global e-Service. It may not reflect the latest condition of the machine.  
CONSITE\_DEALER


Operating Hours of the Reporting Period																							
Engine Operating Hours	91.7 hr(s)																						
Actual Operating Hours	71.3 hr(s)																						
Non-Operation Hours	20.3 hr(s)																						


Days	Operating Time(Hour)																							
	0	1	2	3	4	5	6	7	8	9	10	11	12	13	14	15	16	17	18	19	20	21	22	23
1																								
2																								
3																								
4																								
5																								
6																								
7																								
8																								
9																								
10																								
11																								
12																								
13																								
14																								
15																								
16																								
17																								

The daily operation report shows in detail when the machine is operating and idle time, which is represented by different colours in the 24-hour timeline.

## Monthly Report



## Alarm Report



The reports can be viewed on laptops, desktop computers, smartphones & tablets.

## A. Monthly Report

A detailed report of the operational status for each machine will be sent to the registered e-mail addresses every month.

### Benefits:

- 1 Monthly operational information helps you to analyse the operational efficiency of your machine and improve overall machine-operation status.
- 2 Each machine's operational information can be shared with Hitachi authorized dealers, enabling a stable operation for your machine.

### Key items included in the report

- Operation status compared with the regional average
- Operation time by part
- Coolant and hydraulic oil temperatures
- Various advice comments

## B. Alarm Report

If the machine's alarm goes off and the problem requires urgent attention to prevent downtime, an emergency alarm report will be sent to the registered e-mail addresses.

### Benefits:

- 1 Information of an alarm requiring urgent attention can be shared by the operator and owner, so that the necessary measures can be taken.
- 2 Alarm information can be shared with your dealer as well, to enable smoother co-ordination and reduce your machine's downtime.

### Key items included in the report

- Model name / S/N
- Hour meter
- Alarm code / name
- Recommended action
- Position

- \* The data report service is available on machines equipped with the communication terminal.
- \* The data report service will be made available on 10- to 80-ton excavators.
- \* Contact Hitachi authorized dealers for the details of Data Report Service and machine models that are supported.
- \* The communication ability may depend on the situation of the worksite. Please confirm if your machine is currently communicating before having this service.
- Under no circumstances shall Hitachi Construction Machinery Co., Ltd. and/or Subsidiaries and its Dealers be held responsible or liable for any communication line failure, interruption, delay in operation or transmission or any other cause of action.

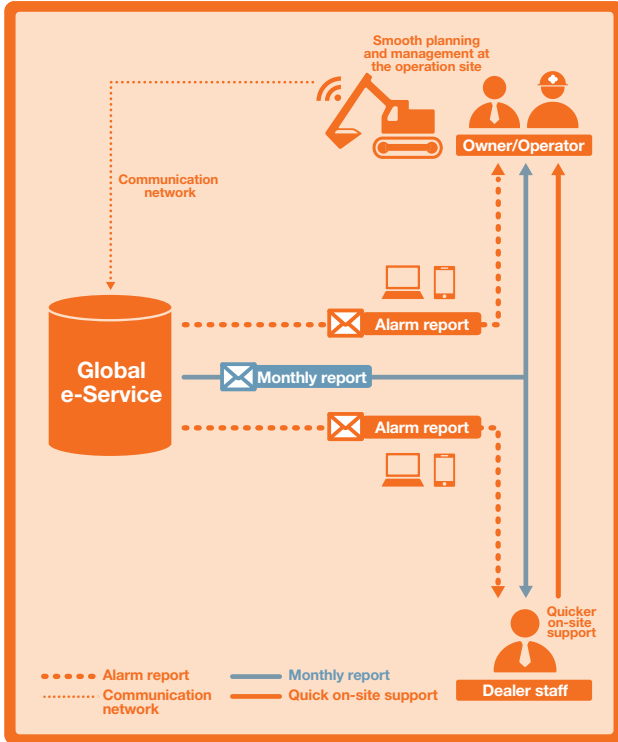
The calendar's format allows you to see the daily operation times of your machine with ease. This report helps you analyse the operation trend of each machine.

# Monitor your machines closely with ConSite

ConSite is a consolidated solution service that links you to your machines on the construction site.



Should you require Hitachi ConSite's services, contact us at the branch nearest to you.



### KEY FEATURES

- Receive monthly operation reports with advice via e-mail
- Receive emergency notifications via e-mail

These two reports allow you to visualise the operation status of your machine, improve the efficiency of machine management, and work closer with us.



## Monitor your machine's on-site with Data Report Service