

従業員1人当たり指標

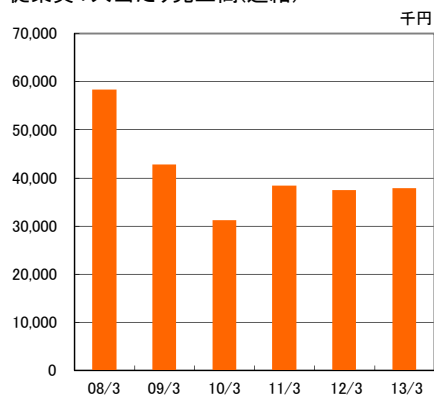
連結

	03/3	04/3	05/3	06/3	07/3	08/3	09/3	10/3	11/3	12/3	13/3
従業員1人当たり売上高	33,101	40,288	42,260	47,134	53,003	58,357	42,771	31,154	38,298	37,460	37,786
従業員1人当たり経常利益(損失)	995	2,605	3,170	3,445	4,905	6,240	2,748	986	2,074	2,371	1,780
従業員1人当たり当期純利益(損失)	391	1,251	1,634	1,823	2,558	3,474	1,049	207	549	1,056	1,148
従業員数(人)	9,924	9,983	10,602	13,291	14,272	16,117	17,399	19,445	20,204	21,814	20,440

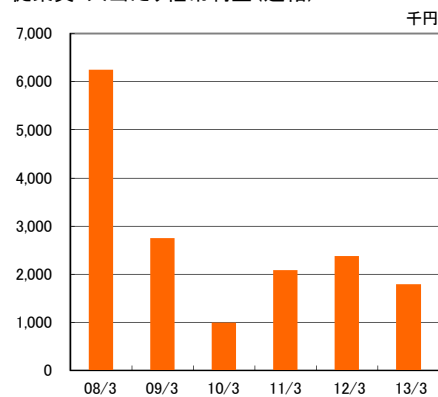
単独

	03/3	04/3	05/3	06/3	07/3	08/3	09/3	10/3	11/3	12/3	13/3
従業員1人当たり売上高	59,480	77,225	88,472	102,506	124,858	135,994	101,642	62,880	85,544	92,711	89,625
従業員1人当たり経常利益(損失)	3,854	5,846	5,547	6,685	11,156	12,541	4,797	-3,313	1,324	3,188	208
従業員1人当たり当期純利益(損失)	1,042	1,695	3,079	4,865	8,056	8,768	759	-2,314	-74	2,323	1,375
従業員数(人)	3,399	3,276	3,248	3,253	3,311	3,529	3,918	3,799	4,308	4,901	4,530

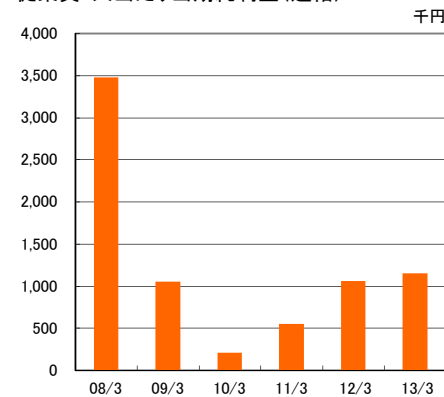
従業員1人当たり売上高(連結)



従業員1人当たり経常利益(連結)



従業員1人当たり当期純利益(連結)



従業員数(連結)

