

# 業績

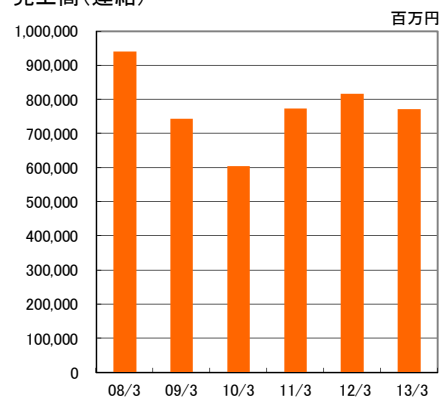
## 連結

	03/3	04/3	05/3	06/3	07/3	08/3	09/3	10/3	11/3	12/3	13/3
売上高	328,496	402,195	448,043	626,457	756,453	940,537	744,167	605,788	773,769	817,143	772,355
売上原価	243,642	287,360	316,918	453,461	549,453	675,480	552,095	465,176	587,953	606,643	566,180
売上総利益	85,202	115,705	132,175	172,049	207,159	265,346	192,072	140,612	185,816	210,500	206,175
販売費及び一般管理費	68,803	82,847	92,055	114,872	128,807	156,888	143,236	120,943	144,305	155,663	154,679
営業利益(損失)	16,399	32,858	40,120	57,177	78,352	108,458	48,836	19,669	41,511	54,837	51,496
経常利益(損失)	9,880	26,002	33,609	45,783	70,010	100,564	47,805	19,166	41,912	51,711	36,391
税金等調整前当期純利益(損失)	6,486	21,211	31,862	46,795	70,081	100,564	44,142	18,333	35,745	50,129	45,763
当期純利益(損失)	3,883	12,490	17,325	24,223	36,502	55,985	18,253	4,019	11,088	23,036	23,464
1株当たり当期純利益(損失)(円)	25.90	72.62	91.05	124.37	187.43	271.00	85.79	19.33	52.44	108.88	110.77
潜在株式調整後1株当たり当期純利益(円)	24.35	70.92	90.88	124.00	186.81	270.23	85.72	19.32	52.41	108.86	110.75
連結子会社数(社)	59	47	45	67	70	70	62	59	61	61	48
持分法適用関連会社数(社)	8	9	8	17	18	17	14	17	16	13	12

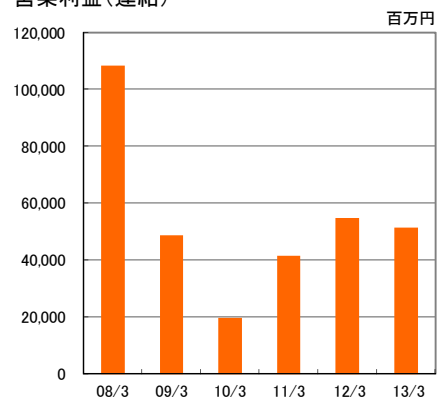
## 単独

	03/3	04/3	05/3	06/3	07/3	08/3	09/3	10/3	11/3	12/3	13/3
売上高	202,174	252,988	287,357	333,451	413,404	479,922	398,232	238,882	368,525	454,377	406,001
売上原価	150,408	189,668	221,087	259,915	322,198	376,065	330,928	206,689	308,381	380,189	350,536
売上総利益	51,904	63,389	66,396	73,614	91,320	103,862	67,312	32,199	60,145	74,188	55,465
販売費及び一般管理費	39,077	45,505	52,375	56,715	62,524	69,891	69,355	57,375	65,982	73,290	68,410
営業利益(損失)	12,826	17,884	14,021	16,899	28,797	33,971	-2,043	-25,176	-5,837	898	-12,945
経常利益(損失)	13,103	19,153	18,017	21,746	36,938	44,258	18,796	-12,587	5,703	15,626	942
税金等調整前当期純利益(損失)	2,583	11,410	14,850	21,923	38,468	43,384	5,235	-12,976	-1,056	15,088	3,373
当期純利益(損失)	3,544	5,554	10,001	15,826	26,673	30,942	2,974	-8,791	-317	11,386	6,230
1株当たり当期純利益(損失)(円)	23.71	32.37	52.56	81.25	136.96	149.78	13.98	-42.29	-1.50	53.81	29.41
潜在株式調整後1株当たり当期純利益(円)	22.29	31.61	52.46	81.01	136.51	149.35	13.96	—	—	53.80	29.41

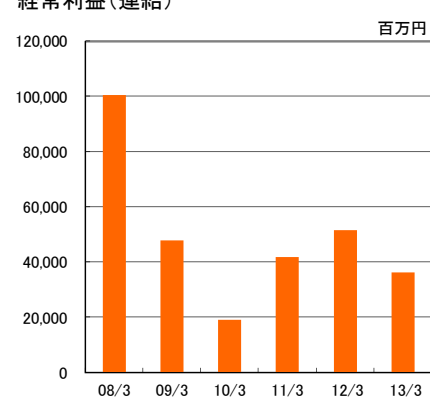
売上高(連結)



営業利益(連結)



経常利益(連結)



当期純利益(連結)

